

TRU•TRACETM

Technologies

Management Discussion & Analysis

Periods ended October 31, 2021 and October 31, 2020

TruTrace Technologies Inc.

The following management discussion and analysis (MD&A) of the financial condition and results of operations is intended to help the reader understand the current and prospective financial position and operating results of TruTrace Technologies Inc. (the “Company” or “TruTrace”). This MD&A is current to December 21, 2021 and should be read in conjunction with the unaudited condensed interim consolidated financial statements of TruTrace Technologies Inc., and the notes thereto, for the three and six months ended October 31, 2021 and October 31, 2020, prepared in accordance with International Financial Reporting Standards (IFRS).

All financial information is presented in Canadian dollars, except where otherwise indicated.

Additional information is available on TruTrace’s website (trutrace.co) and all previous public filings are available through SEDAR (www.sedar.com).

FORWARD-LOOKING STATEMENTS

The MD&A contains certain forward-looking statements relating to the Company's plans, strategies, objectives, expectations and intentions. The use of any of the words "expect", "anticipate", "continue", "estimate", "objective", "ongoing", "may", "will", "project", "should", "believe", "plans", "intends", "confident", "might" and similar expressions are intended to identify forward - looking information or statements. Various assumptions were used in drawing the conclusions or making the projections contained in the forward-looking statements throughout this MD&A. The forward-looking information and statements included in this MD&A are not guarantees of future performance and should not be unduly relied upon. Forward-looking statements are based on current expectations, estimates, and projections that involve a number of risks and uncertainties, which could cause actual results to differ materially from those anticipated and described in the forward-looking statements. Such information and statements involve known and unknown risks, uncertainties, and other factors that may cause actual results or events to differ materially from those anticipated in such forward-looking information or statements. In particular, but without limiting the foregoing, this MD&A may contain forward-looking information and statements pertaining to the fluctuations in the demand for the Company's services or offerings; the ability for the Company to attract and retain qualified personnel; the existence of competitors; technological changes and developments; assumptions regarding foreign currency exchange rates and interest rates; the existence of regulatory and legislative uncertainties; the possibility of changes in tax laws and general economic conditions including the capital and credit markets; assumptions made about future performance and operations. The Company cautions that the foregoing list of assumptions, risks, and uncertainties is not exhaustive. The forward-looking information and statements contained in this MD&A speak only as of the date of this MD&A and the Company assumes no obligation to publicly update or revise them to reflect new events or circumstances, except as may be required pursuant to applicable securities laws.

NON-IFRS FINANCIAL MEASURES

Throughout this document, reference may be made to "working capital", "EBITDA" and "Adjusted EBITDA", which are all non-IFRS measures. Management believes that working capital, defined as current assets less current liabilities, is an indicator of the Company's liquidity and its ability to meet its current obligations. Management believes EBITDA provides an indication of the results generated by the Company's principal business activities prior to how these activities are financed, assets are depreciated and amortized or how the results are taxed in various jurisdictions and further believes that Adjusted EBITDA, which normalize earnings to exclude certain amounts, is a useful measure for comparing results from one period to another. Readers are cautioned that these non-IFRS measures may not be comparable to similar measures used by other companies. Readers are also cautioned not to view these non-IFRS financial measures as an alternative to financial measures calculated in accordance with International Financial Reporting Standards ("IFRS").

MARKET PROFILE AND INFORMATION

TruTrace Technologies Inc., headquartered in Toronto, ON, Canada, is a full-service technology company that has developed a fully integrated software platform, secured on a blockchain infrastructure that gives clients the ability to store, manage, share and immediately access quality assurance and testing details, Certificates of Authenticity ("CoA"), as well as motion and movement intelligence on inventory from batches and lots to serialized items.

TruTrace Enterprise™

Starting in late 2019 the Company expanded its focus through the development of the TruTrace Enterprise™ platform which was designed to target traditional industries such as the nutraceutical, food and pharmaceutical space. The TruTrace Enterprise™ platform gives clients the ability to showcase and share validated product and empowers their organization with the ability to utilize, blockchain within their infrastructure. Designed to power the traceability of testing standards, use of this technology aims to serve as a mechanism to authenticate source materials or ingredients used in manufacturing to better serve the changing demands of consumers. In 2021,

TruTrace Enterprise™ underwent several key product updates to provide clients with turnkey tools specifically designed to support the quality of their products and increasing engagement with their customers.

As global business continues to expand, the complexity throughout the supply chain has created unique challenges and opportunities for companies. Moreover, as traceability, product provenance and supply chain integrity continue to become a priority around the world, the Company believes the use of its technology will support a safer, more consistent and transparent product ecosystem.

StrainSecure™

In 2018, the Company's initial focus was in the legal cannabis industry with the deployment of their platform under the branded name StrainSecure™ which was designed to register and track cannabis intellectual property ("IP") from genome to sale. StrainSecure™, in 2021, also underwent several key product updates to provide clients with turnkey tools designed to support the quality of their products and increasing engagement with their customers. StrainSecure™ records are proprietary, immutable, and cryptographically secure, thereby establishing, in a single source, an accurate, validated, and permanent account for cannabis strains from ownership to market.

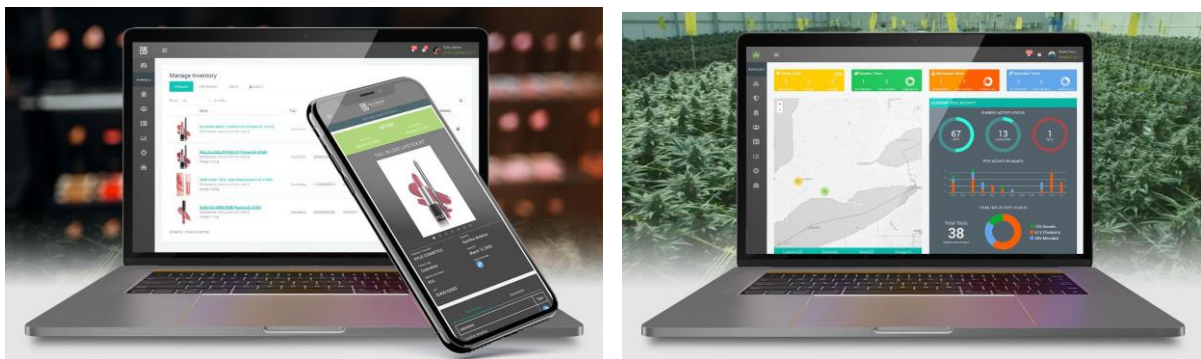
It is clear that as products are cultivated, processed, manufactured, packaged and brought to retail shelves, stakeholders are looking at new methods to power dynamic and collaborative product testing, quality assurance and tracking to ensure safety and authenticity. The Company aims to provide technology that can meet these needs.

TruTrace specifically addresses unique challenges, including:

- **Quality Testing:** TruTrace's Enterprise™ and StrainSecure™ software platforms, in collaboration with the Company's network of laboratory partners, provides an efficient and streamlined process for both mandatory and cGMP (Current Good Manufacturing Practice) based testing, including reducing administrative burdens associated with the testing process in order to help get products safely to market faster;
- **Robust Collaboration and Interoperability:** The TruTrace software includes a robust collaboration and networking suite which gives users the ability to interact and engage with customers and partners as on details of batches/lots of product in real time. Whether relating to mandatory testing, or meeting the needs of commercial standards, this smart-hub of information supports a transparent and highly usable framework for managing the quality of products.
- **DNA-Based Product Validation and Actionable Quality Assurance:** The underlying blockchain technology used by TruTrace within the StrainSecure™ platform creates a genetic based registry and corresponding genetic fingerprint for electronic product identification, validation, and quality assurance to enable any participant on the platform, from regulators, producers, participants throughout the entire supply chain (if desired or required), to patients and consumers, with the ability to view and track the product from Genome to Sale™; and
- **Intellectual Property Registration and Support:** TruTrace Software as a Service (SaaS) platforms protects the unique intellectual property of growers, breeders and manufacturers. For instance, currently there is a limited legal framework for the issuance of patent protection of unique cannabis strains in either Canada or the United States. However, some form of intellectual property protection is important for the industry's growth as products evolve and develop. Through the implementation of StrainSecure™, TruTrace aims to help provide this protection. For example, if a craft grower creates a popular strain with unique characteristics, the platform will enable intellectual property protection through simple registration of the strain's genome within StrainSecure™, thereby locking that data into an immutable decentralized ledger.

The resulting permanent record will be readily accessible in the event of future disputes, thus bringing a level of trust to the industry and ensuring associated fees are paid to all applicable parties in the market.

TruTrace’s leadership team combines decades of extensive experience across multiple industries, with specific expertise across corporate management, business development, advertising, information technology, including custom enterprise-based software, supply chain, legal and finance. The team’s extensive combined experience, specific expertise in the blockchain sector and its development of the most comprehensive, secure and community-driven product archival platform positions TruTrace for growing opportunities in a number of industry verticals.



CORPORATE PROFILE

Organization

TruTrace was incorporated under the British Columbia Business Companies Act on October 19, 2011 and is listed on the Canadian Securities Exchange “CSE”, under the trading symbol “TTT”. The head office and the records and registered office is located at 61 Regal Road, Toronto, ON, M6H 2J6.

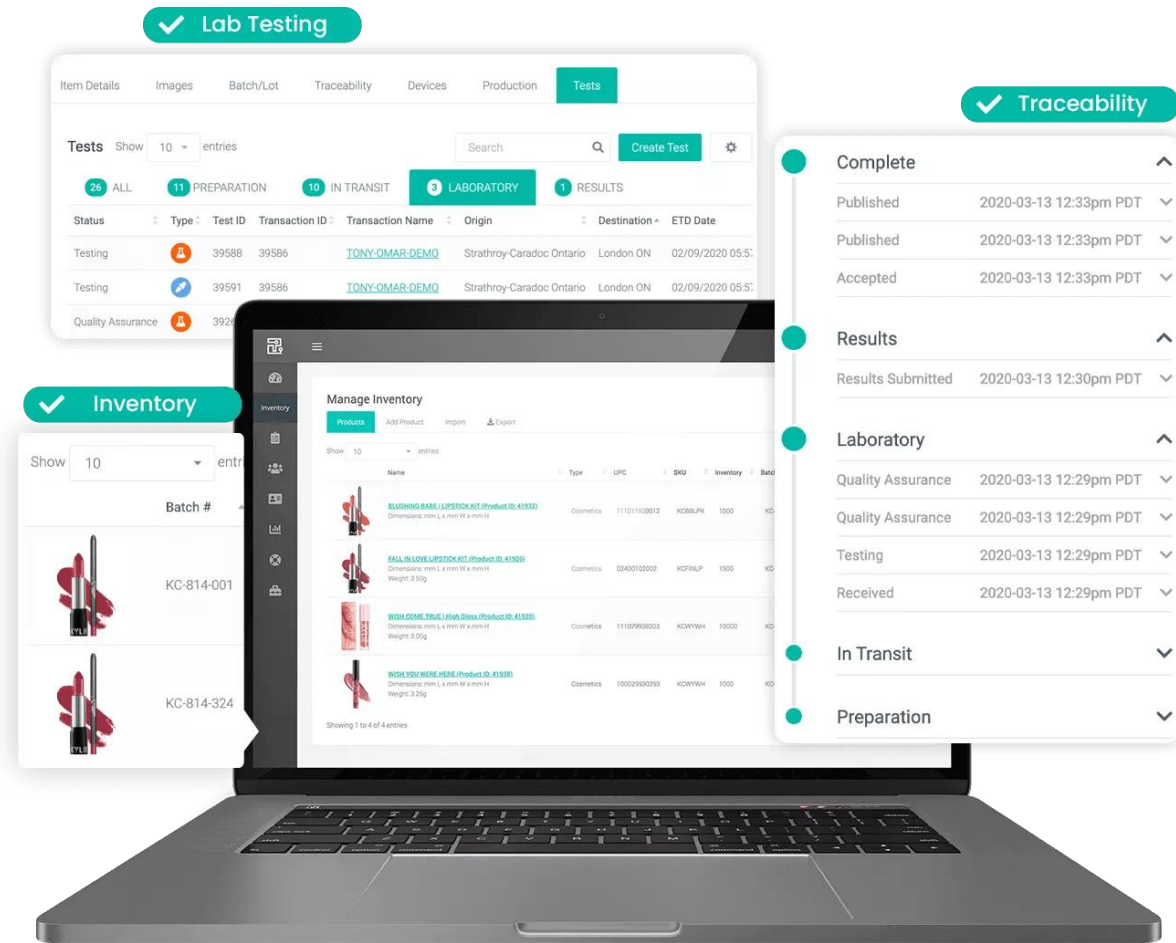
TruTrace Technologies Inc. is a full-service software company that has developed a fully integrated software platform, secured on a blockchain infrastructure that gives clients the ability to store, manage, share and immediately access quality assurance and testing details, Certificates of Authenticity (“CoA”), as well as motion and movement intelligence on inventory from batches and lots to serialized items.

On May 17, 2018, the Company completed its Qualifying Transaction, pursuant to which it acquired all of the issued and outstanding shares of BLOCKStrain Technology Group Inc., a private company incorporated on November 22, 2017, under the laws of British Columbia.

The Company changed its name from “BLOCKStrain Technology Corp.” to “TruTrace Technologies Inc.” on April 26, 2019.

Operations

TruTrace Enterprise™



Starting in late 2019 the Company expanded its focus through the development of the TruTrace Enterprise™ platform which was designed to target traditional industries such as the nutraceutical, food and pharmaceutical space. The TruTrace Enterprise™ platform gives clients the ability to showcase and share validated product and empowers their organization with the ability to utilize blockchain within their infrastructure. Designed to power the traceability of testing standards, use of this technology aims to serve as a mechanism to authenticate source materials or ingredients used in manufacturing to better serve the changing demands of consumers. In 2021, TruTrace Enterprise™ underwent several key product updates to provide clients with turnkey tools specifically designed to support the quality of their products and increasing engagement with their customers.

As global business continues to expand, the complexity throughout the supply chain has created unique challenges and opportunities for companies. Moreover, as traceability, product provenance and supply chain integrity continue to become a priority around the world, the Company believes the use of its technology will support a safer, more consistent and transparent product ecosystem.



Dashboard Summary:

- Genetic Tests:** 12 In Progress, 39 Completed
- Chemistry Tests:** 222 In Progress, 137 Completed
- Microbial Tests:** 193 In Progress, 369 Completed

Current Test Activity:

- 321 Prep
- 427 Laboratory
- 0 Issue

TEST ACTIVITY BY MONTH: (Bar chart showing activity from Aug to Jul)

TOTAL TEST ACTIVITY TO DATE: 17645 (16% Genetic, 61% Chemistry)

Manage Inventory:

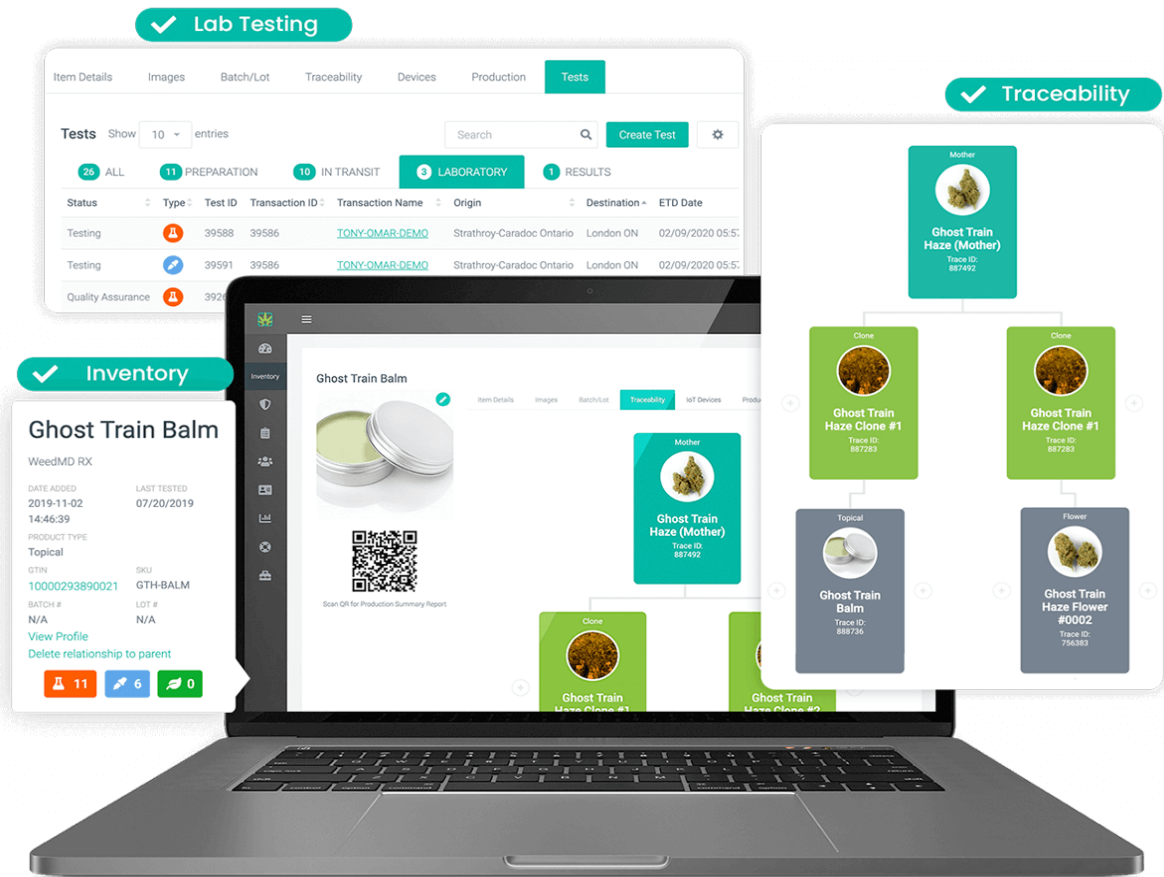
- 5050 (Product ID: 51191)
- Baby spinach (Product ID: 51399)
- Butter lettuce (Product ID: 51207)
- Baby bok choy (Product ID: 51223)

Chemistry Test (ID: 51456) Details:

- Product:** Organic Girl Produce Baby gem
- Test ID:** 0841
- Status:** In Progress
- Location:** Organic Girl Produce LLC, 900 Work Street, Salinas CA 93901, United States
- Test Results:**
 - Itemid: TOTAL AEROBIC PLATE COUNT, METHOD EP 2.6.12
 - Invoice: 798BBCEBB6139488
 - Amount: 0.00
 - Date: 2019-07-31
 - Time: 11:04:21
 - Itemid: TOTAL YEASTS AND MOLDS
 - Invoice: 798BBCEBB6139488
 - Amount: 0.00
 - Date: 2019-07-31
 - Time: 11:04:21
 - Other results: BILE TOLERANT G..., SALMONELLA SPP..., E. COLI, METHOD..., PSEUDOMONAS AER...

Smartphone View: ACTIVE Baby spinach. Scan to verify QR code.

StrainSecure™



In 2018, the Company's initial focus was on the legal cannabis industry with the deployment of their platform under the branded name StrainSecure™ which was designed to register and track cannabis intellectual property ("IP") from genome to sale. StrainSecure™, in 2021, also underwent several key product updates to provide clients with turnkey tools designed to support the quality of their products and increasing engagement with their customers. StrainSecure™ records are proprietary, immutable, and cryptographically secure, thereby establishing, in a single source, an accurate, validated, and permanent account for cannabis strains from ownership to market.

TruTrace's modern blockchain-technology aims to technologically advance the traditional medical and consumer packaged goods markets, as well as the emerging legal cannabis industry. By being open and available to everyone, the platform is expected to help shape the future adoption and authenticity products around the world. Through use of a secure API network, TruTrace will make it easy for testing providers, grow facilities, app and software developers, medical practitioners, pharmacies, research groups, and major supply chain platforms to build applications and solutions, thereby helping fuel technology and innovation as a whole.

Additionally, with compliance and regulation being a critical priority for cannabis industry participants, TruTrace is also focused on implementing the latest version 2.0 of StrainSecure™ as a method to ensure that applicable regulatory standards are adhered to, while providing real-time visibility of industry operations directly to, and collaboration with, agencies assigned to enforce and regulate cannabis activity nationwide. TruTrace uses powerful supply chain and IoT (“Internet of Things”) technology to allow for the tracking of cannabis movement from genetics to sale, while providing for the scalability of what is expected to become a globally traded product.



The image displays several overlapping screenshots of the TruTrace software interface:

- Dashboard:** Shows a top navigation bar with user 'Tommy Stephenson' and 'MedReleaf Corp'. Key metrics include:
 - Strain Vault: 77 Registered, 77 Active, 0 Expired
 - Genetic Tests: 3 In Progress, 12 Past Month, 0 Completed
 - Chemistry Tests: 1 In Progress, 2 Past Month, 0 Completed
 - Microbial Tests: 1 In Progress, 0 Past Month, 0 Completed
- Manage Inventory:** A list of products with details such as 'AGCIC-141316 (Product ID: 2092)', 'Dimensions: 100L x 100L x 100L', and 'Weight: 1000g'.
- Mobile App:** Shows 'ACTIVE' status for 'Akeso CBD Water' with a date of 'March 3, 2021' and a 'Total Cannabinoids' gauge showing '12.810 mg CANNABINOIDS'.
- Chemistry Test Report (ID: 39628):** Details for 'WeedMD RX-6/4/2020' including a map, product image, and laboratory information (AAL Canada, 2136 Innesmuir Rd, London ON N6H 3P5, Canada).
- Blockchain/Activity View:** A detailed view for 'TestID: 4487' showing:
 - Itemid: TOTAL AEROBIC PLATE COUNT, METHOD EP 2.6.12
 - Invoice: 79BBCEBB6139488
 - Amount: 0.00
 - Date: 2019-07-31
 - Time: 11:04:21
 - Itemid: TOTAL YEASTS AND MOLDS
 - Invoice: 79BBCEBB6139488
 - Amount: 0.00
 - Date: 2019-07-31
 - Time: 11:04:21
 - Other items: BILE TOLERANT G..., SALMONELLA SPP..., E.COLI, METHOD..., PSEUDOMONAS AER...

StrainSecure™ (v2.0)

TruTrace’s ground-breaking Software-as-a-Service (SaaS) platform, designed specifically for the cannabis industry, aims to demystify the seed-to-sale process for all relevant stakeholders including producers, distributors, shippers, government agencies and consumers by powering commercial standards via an immutable, shared ledger. The v2.0 of the platform showcases a significant number of new features for collaboration, engagement, marketing, and mobile integration which will drive long term value for business within the hemp and cannabis industries.

Most software systems utilized in the industry are fragmented and are built to simply manage internal operations, with very little interoperability into secondary systems. This leads to increased administrative costs, reduced revenue and increased risks for stakeholders. To tackle some of these issues, StrainSecure 2.0 includes several robust features tailored to decrease administrative costs, increase revenue, scale business operations and highlight product quality, including:

- **Real-Time Collaboration Module:** providing customers with a way to engage with B2B clients and partners about the details of every batch/lot produced or manufactured.
- **Inventory Management System:** a detailed inventory management system designed to interconnect required data and documentation—whether at a company, location or batch/lot level.
- **Risk Mitigation, Recall Prevention and Management:** providing each and every third party, collaborator and system connected to the product with details regarding a recall in real-time, mitigating potentially catastrophic losses.
- **Expanded Digital Documentation System:** to help meet and ensure compliance with Good Manufacturing Practices (GMP) and other commercial and industry standards.
- **Updated and Enhanced Product Scan Page:** fully customizable solution provides companies with the ability to showcase product quality to consumers and further market their brand directly from a scan of their packaging.
- **Expanded API Capabilities:** providing easy interoperability amongst varying technology stacks, allowing clients to better access and use their data.
- **Blockchain and Internet of Things (IoT):** giving customers the ability to easily integrate blockchain and Internet of Things (IoT) into their businesses.



StrainSecure 2.0 includes a significant number of new features that facilitate higher standards and fuels business growth. One of which is the **Enhanced Scan Page**, which serves as a marketing tool for brands allowing them to:

- Showcase their products' quality
- Provide valuable educational insights to customers
- Obtain analytics, such as how many times their product was scanned
- Age gating for cannabis and CBD related products, or products that require age verification prior to viewing
- Control over insights and the experience their customer has when purchasing their product
- Give customers the power to narrow their search and review details on the exact batch/lot in their hands
- Fully program the scan experience to support promotions, custom links, URLs – putting their product details to good use.

On September 10, 2021, Mr. Pradeep Sood notified the Company of his intention to retire from the Company's Board of Directors for personal reasons. Mr. Sood did not advise the Company of any disagreement with the Company on any matter relating to its operations, policies or practices.

On October 29, 2021, Mr. Michael Kraft notified the Company of his intention to retire from the Company's Board of Directors for personal reasons. Mr. Kraft did not advise the Company of any disagreement with the Company on any matter relating to its operations, policies or practices.

FINANCIAL AND OPERATION HIGHLIGHTS

	For the three months ended		For the six months ended	
	October 31,		October 31,	
	2021	2020	2021	2020
Revenue	\$ 26,357	72,000	49,562	162,000
Adjusted EBITDA	(298,277)	(526,536)	(555,627)	(605,566)
EBITDA	(297,447)	(773,437)	(566,350)	(776,987)
Net and Comprehensive loss	\$ (310,591)	(843,140)	(592,143)	(857,947)

Revenue

- The Company's proprietary software was built to enable TruTrace to serve as a full-service technology solution provider highlighted by a fully integrated blockchain platform that registers and tracks the quality of products throughout the supply chain, including within the legal cannabis industry from genome to sale. The product-based registry is proprietary, immutable, and cryptographically secure, thereby establishing, in a single source, an accurate, validated, and permanent account from ownership to market.
- Monetization of TruTrace's suite of products includes, but is not limited to:
 - ❖ Monthly SaaS Usage Fees
 - ❖ Product Verification Fees
 - ❖ Custom Development
- Third party publishing licensing fees.
- The Company began generating revenue in the later part of the year ended April 30, 2019.

Earnings and net earnings

The Company's loss was \$310,591 and \$592,143 for the three and six months ended October 31, 2021 respectively, compared to \$843,140 and \$857,947 for the three and six months ended October 31, 2020 respectively. For both the three and six month periods, the loss is lower than the previous period's loss due to

reductions in product development cost and certain one-time non-cash charges specific to debt term modification which occurred in the comparative period.

OUTLOOK AND GUIDANCE

This Outlook and Guidance contains forward-looking statements that the Company does not intend, and does not assume any obligation, to update, except as required by law. The forward-looking information and statements include:

- The current economic climate and its effect on the Company's client base business;
- The Company's ability to successfully acquire new customers;
- The Company's ability to successfully implement its technology; and
- Management's assumptions regarding the sustainability of recurring revenue streams and the Company's expected profitability.

Business Overview

With the launch of version 2.0 of the TruTrace Enterprise™ SaaS platform, which was specifically designed to power the traceability of testing standards within the nutraceutical, food and pharmaceutical space with a focus on the authentication of source materials or ingredients used in formulation. The TruTrace Enterprise™ platform will help meet the desired traceability and blockchain related objectives of many companies around the world. With TruTrace Enterprise™, blockchain can be easily implemented into any client's infrastructure without heavy costs or significant carbon footprint. On the other hand, with the StrainSecure™ platform, TruTrace offers an easily integrated blockchain solution that tracks cannabis from Genome to Sale™ throughout the supply chain and provides actionable quality assurance and real-time testing data to the cannabis industry.

The Company's StrainSecure™ platform will play a key role in the cannabis industry, servicing both licensed producers and micro cultivators alike. This will be done through the continued development of the Company's technology, as well as through strategic partnerships with key players in the marketplace and how they will work with TruTrace moving forward.

TruTrace has also developed a comprehensive verification system for required tests including: contaminant/microbial, chemistry and pesticide, and genetics tests for product verification, as well as a supply chain management platform that ensures transparency and quality assurance between all stakeholders. The Company wants to empower producers, manufacturers, distributors, medical practitioners, regulators and consumers with information regarding what truly is in their product.

The Company has been able to mirror its technology on the front end from an automation point of view, embedding it within laboratories that are conducting contaminant/microbial, chemistry, pesticide and genetic testing. As such, we have essentially digitized all aspects of the testing process, a crucial point for product integrity.

TruTrace's goal within the legal cannabis industry is to build a framework for licensed producers ("LPs") as well as micro cultivators that are entering the newly legalized ecosystem, helping them to easily and inexpensively move their products through testing procedures. TruTrace then places that testing data on the blockchain for immutability and intellectual property protection and feeds that information through the ecosystem for full visibility into the supply chain. The resulting outcome is a trustworthy source of product and inventory data that can be used to support anything from clinical trials to medical efficacy studies, as well as providing regulators, medical practitioners, patients and even retail consumers a much-desired level of actionable intelligence. With TruTrace, all parties can see whether a product is clean, safe, pesticide-free and truly is what it claims to be.

RESULTS OF OPERATIONS



Revenue

TruTrace generates revenue in three principal areas:

- 1) **Software as a Service (“SaaS”) / Manufacturer** – The TruTrace Enterprise™ and StrainSecure™ platforms are SaaS offerings for manufacturers or distributors, as well as provincially and federally licensed businesses with an aim to provide collaborative and transparent data on the quality of their products. The TruTrace Enterprise™ platform is a blockchain enabled quality assurance, testing and inventory management system that integrates into third party ERP compliance systems within traditional industries to serve as an interoperable smart-hub regarding the standardization and quality of products throughout the supply chain. Similarly, the StrainSecure™ platform provides blockchain enabled quality assurance, testing and inventory management system that integrates into third party ERP (Enterprise Resource Planning) compliance systems within the legal cannabis industry and serves as an interoperable smart-hub relating to the provenance and quality of cannabis. The system has modules specifically designed for various members of the value chain in cannabis and although it was designed for cannabis, has applications in several other industries. The pricing of the platform is simple and designed around monthly subscriptions based upon the type of business:

Options	Professional \$499	Premium \$999	Enterprise \$1499
Initial Set Up Cost	Free	Free	Free
Price Per Test*	\$25 \$0	\$10 \$0	\$5 \$0
Number of Products	1-5	1-25	Unlimited
Lab Sample Management	✓	✓	✓
Collaboration Network	✓	✓	✓
Document Automation	✓	✓	✓
Customizable Brand Profile		✓	✓
Mobile Tools Suite		✓	✓
API Integrations		✓	✓
	Choose Plan	Choose Plan	Choose Plan

In 2021, the Company completed new iterations of TruTrace Enterprise™ (v2.0) and StrainSecure™ (v2.0) with enhanced automation, usability and seamless onboarding, as well as focusing on providing the following benefits to customers:

Real-Time Collaboration Amongst Stakeholders

Streamlining processes and providing greater visibility to stakeholders with notifications, in-app messaging and email alerts providing dynamic test results to provide collaboration at various levels of the supply chain.

Detailed Management of Inventory

No more data wrangling or inefficiencies as inventory is managed digitally from one central location. TruTrace Enterprise™ and StrainSecure™ can be used as stand-alone inventory systems or connect to existing platforms.

Recall Prevention and Management

The software includes dynamic and blockchain-secured management tools to both help prevent recalls and ensure a quick and comprehensive response if a recall is required. With TruTrace, everyone in the supply chain gets notified, increasing awareness and saving millions in potentially destroyed product.

Rapidly Meet Compliance Standards

TruTrace Enterprise™ and StrainSecure™ help stakeholders manage and validate all documentation required throughout the distribution process. Manufacturers can collaborate with laboratories, partners, regulators and standards review boards via the platform activity log and collaboration tool. Parties are notified when documents have been satisfactorily submitted and ensures all documents are safely stored in one place.

Interoperability

The supply chain is complicated. From Enterprise Resource Planning (ERP) to Warehouse Management (WMS), the manufacturing supply chain includes a vast array of players and service providers. With TruTrace's secure API network, the process is simplified by connecting the software into legacy systems of clients and serving as a

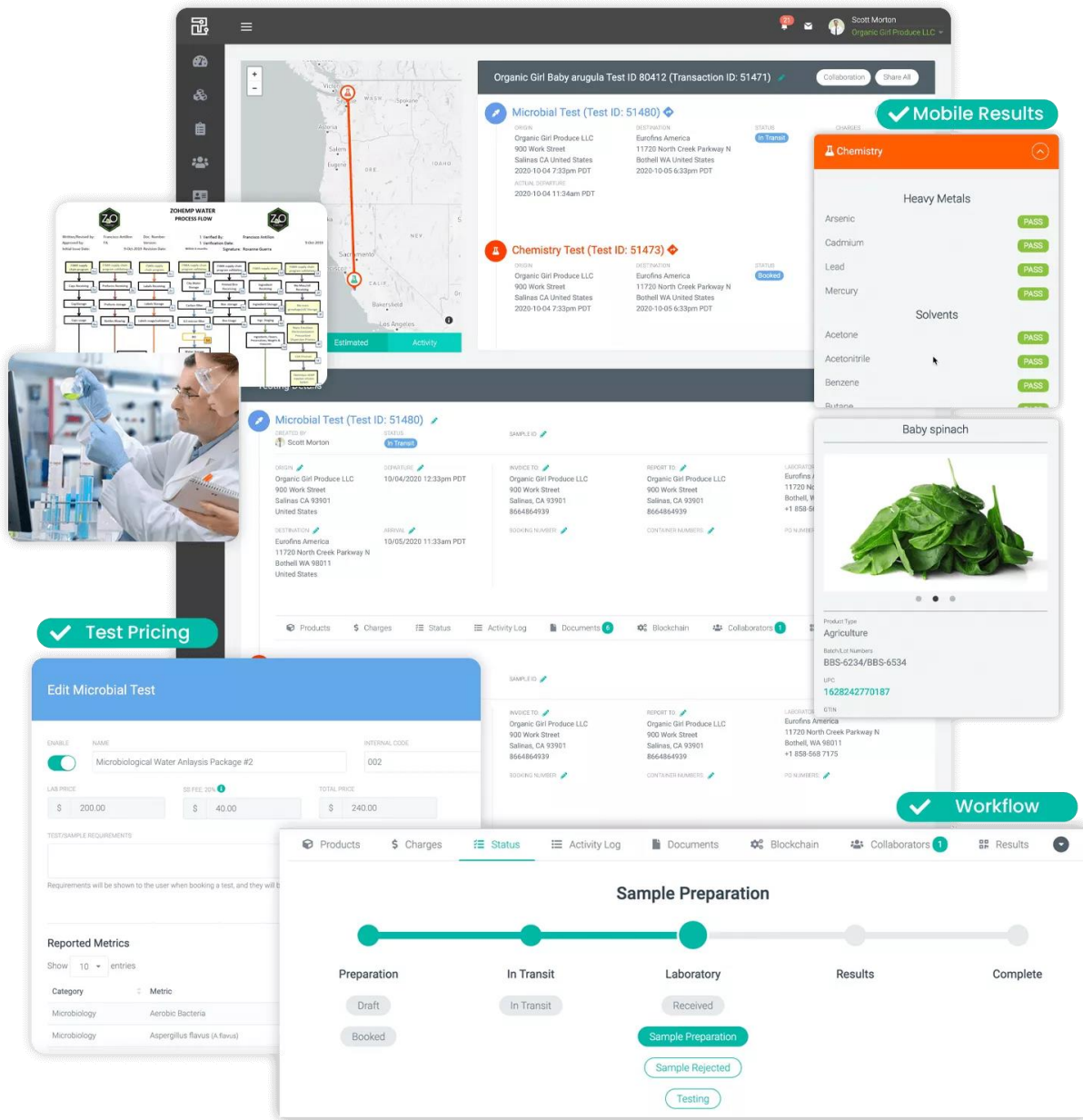
communications hub for all parties. TruTrace supports the billions of data points on the logistics supply chain to ensure higher quality together.

Ability to Easily Integrate Blockchain and Internet of Things (IoT)

TruTrace led the charge in bringing blockchain and artificial intelligence to the emerging cannabis industry. Furthermore, as complex global markets continue to expand, the technology is provisioned to easily provide a client with blockchain and IoT capabilities.

Transactional Verification and Traceability – The verification, validation and traceability of inventory within each platform are offered on a batch-by-batch or lot-by-lot basis as we secure and manage product data through a robust blockchain enabled system and serve as an interoperable layer in the testing and validation of product.

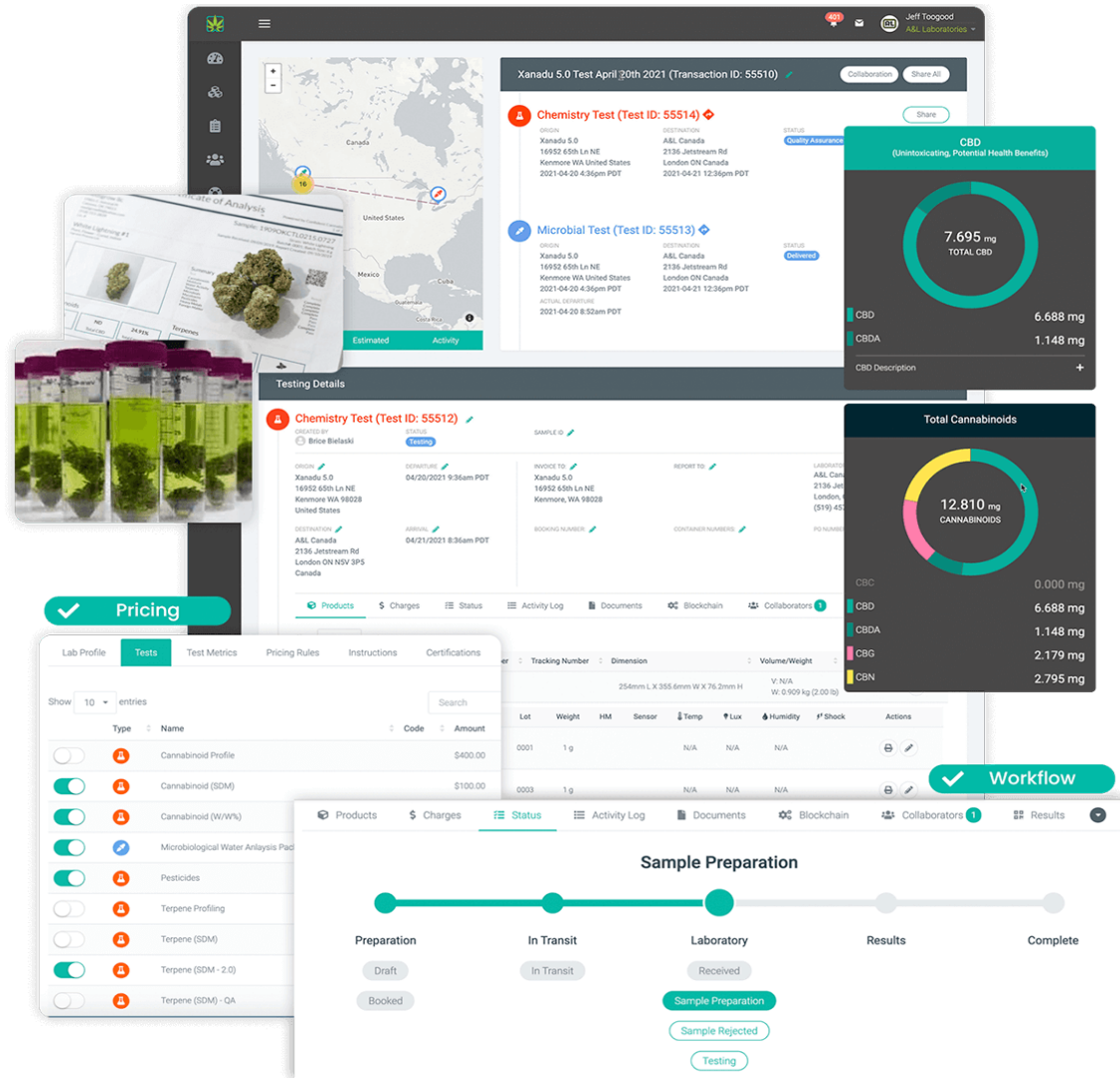
- 2) **Software as a Service / Laboratories** – The TruTrace Enterprise™ and StrainSecure™ platforms also serve as complementary SaaS systems for analytical and genetic laboratories and testing bodies. These platforms empower current processes and systems, such as a partner’s LIMS (Laboratory Information Management Systems) and other internal operations.



The image displays several overlapping screenshots of the TRU·TRACE mobile application interface, highlighting various features:

- Mobile Results:** A screen showing test results for "Organic Girl Baby arugula Test ID 80412 (Transaction ID: 51471)". It lists two tests:
 - Microbial Test (Test ID: 51480):** Status: In Transit. Origin: Organic Girl Produce LLC, 900 Work Street, Salinas CA United States, 2020-10-04 7:33pm PDT. Destination: Eurofins America, 11720 North Creek Parkway N, Bothell WA United States, 2020-10-05 6:33pm PDT.
 - Chemistry Test (Test ID: 51473):** Status: Booked. Origin: Organic Girl Produce LLC, 900 Work Street, Salinas CA United States, 2020-10-04 7:33pm PDT. Destination: Eurofins America, 11720 North Creek Parkway N, Bothell WA United States, 2020-10-05 6:33pm PDT.
- Test Pricing:** An "Edit Microbial Test" screen showing pricing for "Microbiological Water Analysis Package #2".

ENABLE	NAME	INTERNAL CODE	LAB PRICE	DISC. FEE. %	TOTAL PRICE
<input checked="" type="checkbox"/>	Microbiological Water Analysis Package #2	002	\$ 200.00	\$ 40.00	\$ 240.00
- Workflow:** A "Sample Preparation" workflow diagram showing stages: Preparation (Draft, Booked), In Transit (In Transit), Laboratory (Received, Sample Preparation, Sample Rejected, Testing), Results, and Complete.
- Chemistry Test Results:** A detailed view of a chemistry test showing "Heavy Metals" (Arsenic, Cadmium, Lead, Mercury) and "Solvents" (Acetone, Acetonitrile, Benzene, Butane) all with "PASS" status.
- Product Information:** A view for "Baby spinach" showing product type "Agriculture", batch numbers "BBS-6234/BBS-6534", LFC "1628242770187", and other details.
- Microbial Test Details:** A detailed view of a microbial test (Test ID: 51480) showing origin, destination, shipment, arrival, and reporting information.
- Water Process Flow:** A diagram titled "ZAD ZOHEMP WATER PROCESS FLOW" showing a complex network of steps and connections.
- Lab Activity:** A photograph of a scientist in a lab coat working with test tubes and pipettes.



- 3) **Software Development and Professional Service Fees** – TruTrace also provides custom development and consulting services to industry stakeholders with an aim to support an open and collaborative infrastructure of companies required to provide a transparent and reliable supply chain. Our team works with clients to determine administrative inefficiencies and designs custom tools to fit their needs. Our management team and key personnel have broad experience in enterprise software development. We provide project-specific services to clients based upon their needs.

FINANCIAL RESULTS OF OPERATIONS

The following table highlights the expenses for the three and six months ended October 31, 2021 as compared to the prior period ended October 31, 2020.

	For the three months ended		For the six months ended	
		October 31,		October 31,
	2021	2020	2021	2020
Salaries, subcontractors, and benefits	\$ 144,544	121,641	278,017	243,294
General and administrative costs	119,374	157,720	235,783	264,110
Product Development costs	52,759	268,229	86,580	268,229
Corporate development costs	-	-	-	600
Amortization of intangible assets	8,649	25,223	17,298	25,223
Depreciation	813	1,111	1,693	2,313
Stock-based compensation	(830)	7,604	10,723	27,124
Foreign exchange	7,957	50,945	4,809	(8,667)
Finance expense	3,682	43,370	6,802	53,424
Gain on settlement of debt	-	-	-	(95,000)
Debt term modification	-	239,297	-	239,297
Total expenses	\$ 336,948	915,140	641,705	1,019,947

Revenue period over period declined from \$162,000 to \$49,562 for the six months ended October 31, 2021. For the three months ended October 31, 2021, revenue declined from \$72,000 to \$26,357. The decrease is due to timing and stages of development of client specific projects. The Company expects sales to increase over the next fiscal year due to its efforts to expand the sales pipeline to broader markets including food and beverage.

For the three and six months ended October 31, 2021 total expenses were \$336,948 and \$641,705 respectively, compared to \$915,140 and \$1,019,947 for the three and six months ended October 31, 2020. Key differences period over period are outlined in more detail below.

Salaries, subcontractors and benefits increased from last year. For the three and six months ended October 31, 2021 it was \$144,544 and \$278,017 respectively. For the three and six months ended October 31, 2020 it was \$121,641 and \$243,294 respectively. The Company has increased its focus on variety of industries mainly food and beverage and its SaaS platform which has attributed to this increased subcontractor fees period on period.

General and administrative costs were \$119,374 and \$235,783 for the three and six months ended October 31, 2021 compared to \$157,720 and \$264,110 for the three and six months ended October 31, 2020 respectively. The cost during the current period is lower when compared to previous periods due to decrease in certain expenses such as insurance and legal fees.

Product development costs were \$52,759 and \$86,580 for the three and six months ended October 31, 2021 respectively whereas, for the three and six months ended October 31, 2020 it was \$268,229. The changes period over period is attributable to the large amount of product development in the comparative periods which did not occur in the current period.

Stock-based compensation expense was \$(830) and \$10,723 for the three and six months ended October 31, 2021 compared to the prior three and six months period amounts of \$7,604 and \$27,124 respectively. This expense is driven by the timing of the issuance of options and the variables used for the calculation of the Black Scholes pricing model. Stock option expense is a non-cash expense.

Amortization of intangible assets was \$8,649 and \$17,298 for the three and six months ended October 31, 2021. In 2020, for the three and six months ended October 31, 2020 it was \$25,223. The change in depreciation period on period is due to the Company's declining balance amortization policy as well as the Company prospectively changing the amortization period in the current year to better reflect the assets useful life. This expense is a non-cash expense.

During the three and six months ended October 31, 2021, the Company recorded depreciation of \$813 and \$1,693 and in the prior period, depreciation was \$1,111 and \$2,313 for the three and six months ended October 31, 2020 respectively. The change in depreciation period on period is due to the Company's declining balance amortization policy. This expense is non-cash.

Corporate development costs were not incurred for this current quarter compared to \$600 for the six months ended October 31, 2020. The change is attributed to the Company having completed the structure of its initial commercial offering.

Finance expense decreased from the prior periods. During the three and six months ended October 31, 2021 it was \$3,682 and \$6,802 whereas in October 31, 2020 for the three and six months ended it was \$43,370 and \$53,424 respectively. The change is principally due to lower convertible debenture balances period on period.

Foreign exchange for the three and six months ended October 31, 2021 was \$7,957 and \$4,809 respectively compared to \$50,945 and \$(8,667) comparatively. Foreign exchange gains and losses can be realized and unrealized and are the result of foreign currency fluctuations during the period and the timing of when items are settled. Foreign exchange gains and losses can fluctuate periodically in relation to changes in the US/Canadian and Euro/Canadian exchange rate.

During the first quarter ended July 31, 2020, the Company settled \$950,000 of indebtedness owed to its primary vendor responsible for software development, design and maintenance of the Company's proprietary StrainSecure™ platform. Pursuant to the settlement of the Indebtedness, the Company issued 9,500,000 common shares of the Company to an assignee and 9,500,000 common shares to an officer of the Company who was a second assignee of the vendor. The Company recognized a gain of \$95,000 on the settlement. No such settlement occurred in the current comparative period.

The Company, during the three month period ended October 31, 2020, modified a debt agreement which resulted in a non-cash charge of \$239,297 being recorded. No similar charges have been recorded in the current three and six month periods ended October 31, 2021.

NON-IFRS FINANCIAL MEASURES

This MD&A contains references to certain financial measures and associated per share data that do not have any standardized meaning as prescribed by IFRS and may not be comparable to similar measures presented by other companies. These financial measures are computed on a consistent basis for each reporting period and include EBITDA, Adjusted EBITDA, Adjusted net earnings, and working capital.

These non-GAAP measures are identified and defined as follows:

"**EBITDA**" is a measure of the Company's operating profitability. EBITDA provides an indication of the results generated by the Company's principal business activities prior to how these activities are financed, assets are depreciated and amortized or how the results are taxed in various jurisdictions.

EBITDA is derived from the condensed consolidated statements of operations and comprehensive income (loss) and is calculated as follows:

	For the three months ended		For the six months ended	
	2021	October 31, 2020	2021	October 31, 2020
Net loss	\$ (310,591)	(843,140)	(592,143)	(857,947)
Depreciation and amortization	9,462	26,334	18,991	27,536
Interest expense	3,682	43,369	6,802	53,424
EBITDA	(297,447)	(773,437)	(566,350)	(776,987)

“Adjusted EBITDA” is used by management and investors to analyze EBITDA (as defined above) prior to the effect of foreign exchange, other income and expenses, and share-based payment expense. Adjusted EBITDA is not intended to represent net earnings as calculated in accordance with IFRS. Adjusted EBITDA provides an indication of the results generated by the Company’s principal business activities prior to how these activities are financed, assets are depreciated, amortized and impaired, the impact of foreign exchange, how the results are taxed in various jurisdictions, effects of share-based payment expenses, and normalized other expenses not recurring in nature.

Adjusted EBITDA is calculated as follows:

	For the three months ended		For the six months ended	
	2021	October 31, 2020	2021	October 31, 2020
EDITDA	\$ (297,447)	(773,437)	(566,350)	(776,987)
Plus:				
Stock-based compensation	(830)	7,604	10,723	27,124
Less:				
Gain on settlement of debt	-	-	-	(95,000)
Debt term modification	-	239,297	-	239,297
Adjusted EBITDA	\$ (298,277)	(526,536)	(555,627)	(605,566)

ADDITIONAL GAAP MEASURES DEFINITIONS

“Funds provided by operations” is used by management and investors to analyze the funds generated by the Company’s principal business activities prior to consideration of working capital, which is primarily made up of highly liquid balances. This balance is reported in the Condensed Consolidated Statements of Cash Flows and is included in the cash provided by operating activities section.

NET EARNINGS, TOTAL COMPREHENSIVE LOSS AND CASH FLOWS

	For the three months ended		For the six months ended	
	2021	October 31, 2020	2021	October 31, 2020
Adjusted EBITDA	\$ (298,277)	(526,536)	(555,627)	(605,566)
EBITDA	(297,447)	(773,437)	(566,350)	(776,987)
Total comprehensive loss	(310,591)	(843,140)	(592,143)	(857,947)
Funds used in operations before working capital changes	(297,985)	(529,544)	(555,020)	(609,194)
Funds used in operations	\$ (305,084)	(249,287)	(594,933)	(298,217)

The Company’s changes period on period which lead to the Company’s comprehensive loss is highlighted above in more detail.

For the three and six months ended October 31, 2021, Adjusted EBITDA was \$(298,277) and \$(555,627) respectively. For the three and six months ended October 31, 2020, Adjusted EBITDA was \$(526,536) and

\$(605,566) respectively. The variance period on period is principally due to having higher costs including development costs and administrative costs in the prior period.

The Company's funds used in operations were \$(305,084) and \$(594,933) for the three and six months ended October 31, 2021, and mainly covered product development and SaaS roll-out costs. In the prior comparative quarters, the major contributing expenses to use of funds from operations were corporate development costs and stock-based compensation charges.

The Company applied for the Canadian Emergency Business Loan for \$60,000. The Company was approved and received the funds during the last fiscal year. The loan has to be repaid by the Company by December 31, 2022, to receive loan forgiveness of \$20,000.

FINANCIAL AND OPERATING HIGHLIGHTS - QUARTERLY ANALYSIS

	2022		2021	
	Q2		Q1	
Revenue	\$ 26,357	\$ 23,205	\$ 500	\$ -
Adjusted EBITDA	(298,277)	(257,350)	(316,691)	(343,553)
EBITDA	(297,447)	(268,903)	(389,026)	(349,115)
Net loss	(310,591)	(281,552)	(344,976)	(417,972)
Comprehensive loss	\$ (310,591)	\$ (281,552)	\$ (344,976)	\$ (417,972)

	2021		2020	
	Q2		Q1	
Revenue	\$ 72,000	\$ 90,000	\$ (248,841)	\$ 300,000
Adjusted EBITDA	(526,536)	(79,030)	(738,426)	(1,134,933)
EBITDA	(773,437)	(3,550)	(827,206)	(1,179,023)
Net loss	(843,140)	(14,807)	(803,175)	(1,180,421)
Comprehensive loss	\$ (843,140)	\$ (14,807)	\$ (803,175)	\$ (1,180,421)

LIQUIDITY AND CAPITAL RESOURCES

Working capital

"Working capital" is used by management and the investment community to analyze the operating liquidity available to the Company. Working capital is defined as current assets less current liabilities.

Working capital is derived from the consolidated statements of financial position and calculated as follows:

As at	October 31, 2021	April 30, 2021	Increase (decrease) in Working capital
Current Assets			
Cash and cash equivalents	\$ 418,839	\$ 1,013,772	\$ (594,933)
Accounts receivable	84,696	31,110	53,586
Subscription receivable	50,000	50,000	0
Prepaid assets		5,000	(5,000)
	\$ 553,535	\$ 1,099,882	\$ (546,347)
Current Liabilities			
Accounts payable and accrued liabilities	\$ 1,810,844	\$ 1,800,663	\$ 10,181
	\$ 1,810,844	\$ 1,800,663	\$ 10,181
Working capital deficit	\$ (1,257,309)	\$ (700,781)	\$ (556,528)

Working capital has declined since the year ended April 30, 2021 because the Company has been using its cash to further its SaaS initiative and enter new markets.

Liquidity

At October 31, 2021, the Company had \$418,839 (April 30, 2021: \$1,013,772) of cash and cash equivalents on hand. The Company has convertible debentures which can be and have been converted into equity at the option of the holder. The Company shall have the right to require the convertible debenture holders to convert any principal and interest amount outstanding if, for any 10 consecutive trading days commencing on the date that is four months plus one day following the grant date and prior to the maturity date, the closing price of the common shares of the Company is greater than \$0.50, subject to adjustment as provided for in the certificate representing the debenture. Therefore, liquidity risk relates to its accounts payable and accrued liabilities and debentures, as the Company may encounter difficulty discharging its obligations.

While the Company has been able to demonstrate the ability to raise capital to fund its operations to date, it has not yet been able to generate the sales volumes required to create positive cash flows from operations. Although the certainty of cash flows is variable in nature, the Company has engaged in steps to commercialize its core products and services in a profitable manner.

The Company considers the items included in capital to include shareholders' equity. The Company manages its capital structure and makes adjustments to it in light of changes in economic and business conditions, the financing environment and the risk characteristics of its underlying assets. In order to maintain or adjust its capital structure, the Company may issue new shares, new debt, or scale back the size and nature of its operations. The Company is not subject to externally imposed capital requirements.

Management intends to regularly review its ongoing level of cash flow from operations, as well as its level of capital resources, and actively manage its affairs. This review will consider factors such as the current economic environment, changes in demand for the Company's services, capital spending requirements, foreign exchange rates, working capital needs, and profitability of the Company's operations, any of which could materially affect the Company's ability to meet its obligations.

Additional financing may be necessary in a variety of circumstances, including the requirement of working capital to ramp up operations required by continued growth, the occurrence of adverse circumstances, fluctuations in foreign currency translation, or the decision to expand geographically into new markets or by acquisition. It is anticipated that the required financing may be raised by bank debt, other forms of debt, or the issue of equity. It is possible that such financing will not be available, or not available on favorable terms.

SUBSEQUENT EVENTS

On November 8, 2021, the Company announced that it joined APAC (Asia Pacific) Provenance, which is an industry alliance that helps exporters digitally enable and scientifically prove the provenance, traceability and authenticity of their products. Management believes that the increased opportunities arising from this alliance could have a positive financial impact on the Company.

On November 29, 2021, the Company announced that it had entered into a strategic partnership with Australian technology company Laava to collaboratively drive product provenance and traceability. In collaboration with Australia's leading scientific research institution CSIRO, Laava is the developer of the patented Laava Smart Fingerprint®, the Global Mark of Trust™ and since 2019 has deployed more than five million of these Smart Fingerprints around the world on products ranging from cherries to wine, PPE, documents and NFTs. Management believes this strategic partnership could have a positive financial impact on the Company.

OUTSTANDING SHARE DATA

Issued share capital includes the following as at:

	December 21, 2021	October 31, 2021	October 31, 2020
Common Shares issued and outstanding	152,693,781	152,693,781	114,334,892
Option Outstanding	8,350,000	8,350,000	14,350,000
Warrants Outstanding	39,573,843	39,573,843	2,907,350

COMMITMENTS AND CONTINGENCIES
Operating lease

The Company has no contractual commitments as on October 31, 2021.

RELATED PARTY TRANSACTIONS

Summary of key management personnel compensation:

Key management personnel include those persons having authority and responsibility for planning, directing and controlling the activities of the Company as a whole. The Company has determined that key management personnel consist of members of the Company's Board of Directors and corporate officers. The remuneration of directors and key management personnel for the period ended October 31, 2021 and 2020 set out below:

	For the three months ended		For the six months ended	
	October 31,		October 31,	
	2021	2020	2021	2020
Director fees	\$ 15,000	13,500	\$ 33,000	27,000
Salaries, subcontractors, and benefits	87,000	75,000	170,000	\$150,000
Stock-based compensation	-	6,656	\$4,498	\$25,229
	\$ 102,000	95,156	\$ 207,498	202,229

Software License fees

For the six months ended October 31, 2021 the Company incurred \$3,000 (October 2020 - \$382,410) of software license fees paid or payable to a company controlled by an officer of the Company.

Subscription receivable

As at October 31, 2021, the Company has \$50,000 (October 31, 2020 - \$nil) outstanding from related parties related to the February 12, 2021 private placement.

Balances due to related parties

As at October 31, 2021, the Company was indebted to a company with a common officer in the amount of \$347,390 (October 31, 2020 - \$399,492) which was included in accounts payable and accrued liabilities.

FINANCIAL INSTRUMENTS AND RISK MANAGEMENT

General Objectives, Policies and Processes:

The Board of Directors has overall responsibility for the determination of the Company's risk management objectives and policies and retaining ultimate responsibility for them, it has delegated the authority for designing and operating processes that ensure the effective implementation of the objectives and policies to the Company's finance function.

The overall objective of the Board is to set policies that seek to reduce risk as far as possible without unduly affecting the Company's competitiveness and flexibility. Further details regarding these policies are set out below.

a) Credit Risk

Credit risk is the risk of financial loss to the Company if a customer or counterparty to a financial instrument fails to meet its contractual obligations. Financial instruments which are potentially subject to credit risk for the Company consist primarily of cash.

The carrying amount of financial assets represents the maximum credit exposure. All cash is held at a Canadian Chartered Bank.

b) Liquidity Risk

Liquidity risk is the risk that the Company will not be able to meet its financial obligations as they become due. The Company's policy is to ensure that it will always have sufficient cash to allow it to meet its liabilities when they become due, under both normal and stressed conditions, without incurring unacceptable losses or risking damage to the Company's reputation. If future cash flows are uncertain, the liquidity risk increases.

The Company monitors its risk of shortage of funds by monitoring the maturity dates of existing financial liabilities. The Company's financial liabilities are comprised of accounts payable and accrued liabilities, and notes and loan payable. The Company anticipates it will have adequate liquidity to fund its financial liabilities through its existing working capital and equity issues. Furthermore, a portion of liabilities are expected to be settled in common shares of the Company, thereby mitigating liquidity risk. However, there is no assurance that the Company will have sufficient cash flow to be able to discharge its future financial liabilities.

	Payment due by Period			Total
	< 1 year	>1 and < 2 years	2 - 3 years	
Accounts payable and accrued liabilities	\$ 1,810,844	\$ -	\$ -	\$1,810,844
Convertible debentures	-	86,878	-	86,878
Loans payable	-	40,000	-	40,000
	\$ 1,810,844	\$ 126,878	-	\$ 1,937,722

c) Interest Rate Risk

Interest rate risk is the risk that the future cash flows of a financial instrument will fluctuate because of changes in market interest rates. Cash flow interest rate risk is limited to potential decreases on the interest rate offered on cash held with chartered Canadian financial institutions. The Company considers this risk to be immaterial.

d) Exchange Rate Risk

Exchange rate risk is the risk that a variation in exchange rates between the Canadian dollar and US dollar or other foreign currencies will affect the Company's operations and financial results. The Company incurs certain expenses in US dollars and is exposed to foreign exchange rate fluctuation. These expenses are subject to exchange rate risk.

CRITICAL ACCOUNTING JUDGEMENT AND ESTIMATES

The Company makes estimates and assumptions about the future that affect the reported amounts of assets and liabilities. Estimates and judgements are continually evaluated based on historical experience and other factors, including expectations of future events that are believed to be reasonable under the circumstances. In the future, actual experience may differ from these estimates and assumptions.

BUSINESS RISKS

You should carefully consider the following risks and uncertainties in addition to other information in TruTrace's filing statement dated May 10, 2018 with respect to the Transaction in evaluating the Company and its business. The market in which the Company competes is very competitive and changes rapidly. New risks may emerge from time to time and management may not be able to predict all of them or be able to predict how they may cause actual results to be different from those expected. References to "TruTrace" below refer to the Company and its affiliates as at the date hereof.

- **Limited Operating History and History of Losses**

TruTrace has only recently commenced commercial operations and has cash, accounts receivable, a note receivable, sales tax receivable, prepaids and deposits, and property and equipment as assets. TruTrace has no history of earnings and has not yet generated any revenue. As such, it is subject to many of the risks common to early-stage enterprises, including: under-capitalization; cash shortages; limitations with respect to personnel, financial, and other resources; and lack of revenue. Although TruTrace anticipates generating revenue in the future, it is also incurring substantial expenses in the establishment of its business. The success of the Company will ultimately depend on its ability to generate cash from its business. There is no assurance that the future expansion of the business will be sufficient to raise the required funds to continue the development of its business. There is no assurance that the Company will be successful in achieving a return on shareholders' investment, and the likelihood of success must be considered in light of the early stage of its operations.

- **Service Interruptions**

TruTrace intends to serve customers from third-party data center hosting facilities located in Ontario and Quebec. Any damage to, or failure of, TruTrace's systems could result in interruptions to its service. As TruTrace continues to add data centers and add capacity in existing data centers, it may move or transfer its data and its customers' data. Despite precautions taken during this process, any unsuccessful data transfers may impair the delivery of its services. Further, any damage to, or failure of, TruTrace's systems generally could result in interruptions in its service. Interruptions in TruTrace's service may reduce revenue, cause it to issue credits or pay penalties, cause customers to terminate their subscriptions and materially adversely affect its renewal rates and ability to attract new customers.

It is also expected that TruTrace's business might be harmed if its customers believe its service is unreliable. TruTrace intends to replicate and back-up customer data as part of its disaster recovery plans. However, these plans may not be successful in all circumstances. The Company will not control the operation of any third party facilities it may use. All of the facilities it operates or utilizes would be vulnerable to damage or interruption from earthquakes, floods, fires, power loss, telecommunications failures and similar events. They may also be subject to break-ins, sabotage, intentional acts of vandalism and similar misconduct. Despite precautions taken

at these facilities, the occurrence of a natural disaster or an act of terrorism, a decision to close any facility without adequate notice or other unanticipated problems at these facilities could result in lengthy interruptions in TruTrace's service. Even with its disaster recovery arrangements, TruTrace's service could be interrupted and its business and financial condition could be materially adversely affected.

- **Need for Continued Development of Technology**

The success of TruTrace's platform will be dependent on the accuracy, proper use and continuing development of its technological systems, including its business systems and operational platforms. Its ability to effectively use the information generated by its information technology systems, as well as its success in implementing new systems and upgrades, may affect its ability to: conduct business with its clients, including delivering services and solutions; manage its inventory and accounts receivable; purchase, sell, ship and invoice its products and services efficiently and on a timely basis; and maintain its cost-efficient operating model while expanding its business in revenue and in scale.

- **Ability to Generate Profits**

There can be no assurance that TruTrace will generate net profits in future periods. Further, there can be no assurance that it will be cash flow positive in future periods. In the event that TruTrace fails to achieve profitability, the value of its shares may decline. In addition, if TruTrace is unable to achieve or maintain positive cash flows, it will be required to seek additional funding, which may not be available on favorable terms, or at all.

- **Regulatory Uncertainty**

The legal global cannabis industry is still in its infancy and is dependent on the regulatory environment, including federal, state and local laws. Part of TruTrace's business and achievement of its business objectives within this sector will be dependent, in part, on compliance with regulatory requirements enacted by governmental authorities for the collection and tracking of data related to the cannabis sector. While TruTrace expects that its business model will be perceived to be viable and compliant with applicable regulatory requirements, there is no guarantee that its platform will be adopted or utilized. To the extent that there are changes to existing regulations, the adoption and use of TruTrace's platform may be adversely affected.

In addition to the above, in jurisdictions such as the United States, the conflict between federal and state legislation could have a material adverse impact on TruTrace's business. TruTrace's management has determined that, at this time, it will only enter regulated markets where there is an alignment between all levels of government and if Canadian Securities Exchange (the "CSE") has approved it conducting operations. However, there can be no assurance that the regulatory environment will remain favorable to the conduct of TruTrace's business. Further, even within Canada, different provinces and local governmental authorities will have different regulatory requirements and it is possible that TruTrace's platform may not be compatible with those requirements. This variability may be difficult and/or ineffective to manage from both a technological and cost standpoint. In the event that TruTrace's business is determined to be non-compliant with certain applicable regulatory requirements, its business and financial condition could be materially adversely affected.

- **Blockchain Related Risks**

The use of blockchain technology for enterprise applications is in its early stages. While numerous use cases have been developed to demonstrate the efficiency, security and viability of blockchain technology, it is still largely unproven. There are risks that the underlying blockchain protocols and methodologies will not be scalable or sustainable in industry-wide applications. As a new and largely unregulated industry, changes in or more aggressive enforcement of laws and regulations around blockchain could adversely impact companies involved in the industry. Failure or delays in obtaining necessary approvals, or changes in government regulations and policies and practices could have an adverse impact on TruTrace's future cash flows, earnings,

results of operations and financial condition. Further, governmental agencies could shut down or restrict the use of blockchain platforms or blockchain based technologies. This could lead to a loss or interruption in business for TruTrace.

- **Intellectual Property Risk**

TruTrace's activities may infringe on patents, trademarks or other intellectual property rights owned by others. If TruTrace is required to defend itself against intellectual property rights claims, it may spend significant time and effort and incur significant litigation costs, regardless of whether such claims have merit. If TruTrace is found to have infringed on the patents, trademarks or other intellectual property rights of others, it may also be subject to substantial claims for damages or a requirement to cease the use of such disputed intellectual property, which could have an adverse effect on its operations. Such litigation or claims and the consequences that could follow could distract management of TruTrace from the ordinary operation of its business and could increase costs of doing business, resulting in a negative impact on the business, financial condition, or results of operations of the Company.

- **Evolving Business Model**

As digital assets and blockchain technologies become more widely available, management expects the services and products associated with them to evolve. As a result, to stay current with the industry, TruTrace's business model may need to evolve as well. From time to time, TruTrace may modify aspects of its business model relating to its product mix and service offerings. It cannot offer any assurance that these or any other modifications will be successful or will not result in harm to the business. TruTrace may not be able to manage growth effectively, which could damage its reputation, limit its growth and negatively affect its operating results. Such circumstances would have a material adverse effect on the Company's ability to continue as a going concern, which would have a material adverse effect on its business, prospects and operations, and harm TruTrace's investors.

- **Network Security Risks**

TruTrace expects to obtain, transmit and store confidential user information in connection with its services. These activities are subject to the laws and regulations of Canada and other jurisdictions. The requirements imposed by these laws and regulations, which often differ materially among the many jurisdictions where TruTrace intends to offer services, are designed to protect the privacy of personal information and to prevent that information from being inappropriately disclosed. TruTrace expects to rely on a variety of technologies to secure its systems. Despite the implementation of network security measures, its infrastructure will potentially be vulnerable to computer break-ins and similar disruptive problems. Advances in computer capabilities, new discoveries in the field of cryptography or other events or developments, including improper acts by third parties, may result in a compromise or breach of the security measures that the Company uses to protect its systems. TruTrace could also suffer from an internal security breach.

Computer viruses, break-ins or other security problems could lead to misappropriation of proprietary information and interruptions, delays or cessation in service to TruTrace users. If internal TruTrace personnel or a third party were to misappropriate, misplace or lose corporate information, including financial and account information, customers' personal information, or source code, its business may be harmed. TruTrace may be required to expend significant capital and other resources to protect against these security breaches or losses or to alleviate problems caused by these breaches or losses. If third parties gain improper access to TruTrace's systems or databases or those of its partners or contractors, they may be able to steal, publish, delete or modify confidential customer information. A security breach could expose TruTrace to monetary liability, and lead to inquiries, fines, or penalties.

- **Reliance on Key Personnel**

TruTrace's success depends in large measure on certain key personnel and the contributions of these individuals to its immediate operations are likely to be of central importance. The loss of the services of such key personnel could have a material adverse effect on the Company. In addition, the competition for qualified personnel in the technology industry is intense and there can be no assurance that TruTrace will be able to continue to attract and retain all personnel necessary for the development and operation of its business. Investors must rely upon the ability, expertise, judgment, discretion, integrity, and good faith of TruTrace's management.

- **Management of Complex Software Implementation Projects**

The successful deployment of TruTrace's software will depend on managing complex implementation projects. A variety of factors may result in complex deployments being delayed, cancelled or failing, including: the inherent complexity of modern software; difficulty staffing the project with qualified personnel; difficulty managing a project in which the customer and multiple vendors must work together effectively; unrealistic deadlines; inability to realistically limit the scope of the project; problems with third party systems, software or services; inaccurate or faulty data; and insufficient time and investment spent in the planning and design phases of the project. As a result, TruTrace may not be able to successfully manage deployments of its software which could harm its reputation, be costly to correct, delay revenues, and expose it to litigation.

- **Conflicts of Interest**

Certain directors and officers of TruTrace are also directors and officers of other companies. In addition, they may devote time to other outside business interests, so long as such activities do not materially or adversely conflict with their duties to the Company. The interests of these persons could conflict with those of TruTrace. Conflicts of interest, if any, will be subject to the procedures and remedies provided under applicable laws. In particular, in the event that such a conflict of interest arises at a meeting of TruTrace board of directors, a director who has such a conflict will abstain from voting for or against the approval of any such matter. In accordance with applicable laws, the directors of TruTrace will be required to act honestly, in good faith, and in the best interests of TruTrace.

- **Competition**

TruTrace expects to compete with other technology platforms focused on the supply chain, as well as the global cannabis sector. Market and financial conditions, and other conditions beyond TruTrace's control, may make it more attractive to invest in other financial vehicles which could limit the market for TruTrace's shares.

- **Risks Relating to COVID-19**

The recent outbreak of COVID-19 (Coronavirus) pandemic could impact the Company's operations by negatively impacting the supply chain including both manufacturing and delivery of products to customers, create shortages of qualified staff, reduce consumption of product and reduce the availability of both equity and or debt in the marketplace. Such an outbreak, could have a material adverse effect on our business, financial condition, results of operations and our ability to raise capital either through equity of debt.

Other Information

Additional information about the Company is available under TruTrace's profile on SEDAR at www.sedar.com.

Approval

This MD&A is authorized for issue by the Board on December 21, 2021.