



YORK HARBOUR
M E T A L S

MANAGEMENT'S DISCUSSION AND ANALYSIS

YORK HARBOUR METALS INC.

(An exploration stage company)
(Formerly Phoenix Gold Resources Corp.)

FOR THE THREE AND SIX MONTHS ENDED JULY 31, 2023

(Expressed in Canadian dollars)

Dated as of September 28, 2023

YORK HARBOUR METALS INC.

(Formerly Phoenix Gold Resources Corp.)

Management's Discussion and Analysis

For the Three and Six Months Ended July 31, 2023

Date: September 28, 2023

This Management Discussion and Analysis ("MD&A") of the consolidated financial condition, results of operations, and cash flows of York Harbour Metals Inc. ("YORK" or the "Company") are for the six months ended July 31, 2023. This MD&A should be read in conjunction with the Company's unaudited condensed interim consolidated financial statements and related notes thereto for the three and six months ended July 31, 2023 and 2022 and with the Company's audited consolidated financial statements and related notes thereto for years ended January 31, 2023 and 2022.

The financial information in this MD&A is derived from the Company's unaudited condensed interim consolidated financial statements which have been prepared in Canadian dollars unless otherwise noted, in accordance with International Accounting Standard 34, "Interim Financial Reporting", as issued by the International Accounting Standards Board. The content of this MD&A has been approved by the Board of Directors, on the recommendation of its Audit Committee. This MD&A is dated September 28, 2023 and is current to date, unless otherwise noted.

Mr. J. Douglas Blanchflower, P. Geo. (BC. NL), is a director of York Harbour Metals Inc. and a Qualified Person ("QP") as defined by National Instrument 43-101 ("NI 43-101"). He has approved the scientific and technical disclosure on the York Harbour Copper-Zinc Project and the rare earth elements Bottom Brook Project in Newfoundland Canada, and the Phoenix Gold Project in Nevada USA, and prepared or supervised its preparation.

Additional information relating to the Company is available on the System for Electronic Document Analysis and Retrieval ("SEDAR") at www.sedar.com.

DESCRIPTION OF BUSINESS

York Harbour Metals Inc. (the "Company") was incorporated under the British Columbia's Business Corporations Act on May 2, 2011 under the name of Zuri Capital Corp. ("Zuri") which commenced trading on the TSX Venture Exchange as a Capital Pool Company on March 19, 2012. On April 23, 2014, Zuri was acquired by Phoenix Gold Resources Ltd. ("Phoenix") in a reverse takeover transaction and Zuri changed its name to Phoenix Gold Resources Corp. ("PXA"). Effective February 10, 2022, PXA changed its name to York Harbour Metals Inc. and resumed on the TSX Venture Exchange with the trading symbol "YORK". The Company's corporate address is Suite 1518 – 800 West Pender Street, Vancouver, British Columbia, Canada, V6C 2V6.

The Company is a TSX Venture Exchange ("Exchange") Tier 2 listed mineral exploration and development company with its principal business focusing on the acquisition and exploration of the mineral rights. The Company has not yet determined whether the property contains mineral reserves that are economically recoverable.

On July 9, 2013, The Company acquired a 50% right, title, and interest to the Plumas Property. Additionally, the Company entered into a 20-year renewable lease for the remaining 50% right, title, and interest to the Plumas Property, which it terminated on January 16, 2023. The Plumas Property consists of two patented lode mining claims with extra lateral rights (40 acres) and one patented mill site claim (8.5 acres) situated in Battle Mountain, Lander County, Nevada, USA. The Company also acquired a 50% right, title, and interest to the Eldorado Property which consists of one patented lode mining claim (20 acres) named Eldorado situated in Battle Mountain, Lander County, Nevada, USA.

YORK HARBOUR METALS INC.

(Formerly Phoenix Gold Resources Corp.)

Management's Discussion and Analysis

For the Three and Six Months Ended July 31, 2023

Date: September 28, 2023

On February 26, 2021, the Company entered into an option agreement with WBN Prospecting Group to acquire a 100% interest in the York Harbour Property, consisting of five mineral licences and 156 mineral claims totalling 3,900 hectares. The property is located 27km west of the City of Corner Brook, Newfoundland and is accessible by a provincial highway (Route 450).

On April 12, 2021, the Company signed a Letter of Intent ("LOI") with ENE-MIN Development Corp. for an exclusive option to acquire up to 75% interest in the LiBeGa Lithium Project, comprising adjoining perimeters (concessions or mineral claims) covering a total of 27 km² in Sibiu County, Romania (the "Property"). Pursuant to the LOI, the Company paid a refundable \$250,000 good faith due diligence deposit and initiated an exclusive comprehensive confidential evaluation of the Project.

On May 11, 2022, the Company has completed the earn-in to acquire 100% interest of the York Harbour Property by completing all conditions of the option agreement.

On May 12, 2022, the Company signed an agreement to reduce the existing 2% Net Smelter Royalty ("NSR") for York Harbour Property down to a 0.5% NSR by purchasing 1.5% of the negotiated NSR for \$1,500,000 settled by issuance of 1,500,000 common shares in the share capital of the Company at a price of \$1 per share.

On July 28, 2022, the Company acquired Gregory River Property situated on the northern coast of the Bay of Islands, approximately 22 km due north of the Company's York Harbour Property or 36 km northwest of the City of Corner Brook in Western Newfoundland. The Gregory River claims were acquired via a staking agreement with the original vendors of the York Harbour Property. Staking fees of \$53,950 have been paid to the vendor and there are no royalties on the claims.

On January 30, 2023, the Company acquired all issued and outstanding shares of Newbay Mining Corp. ("Newbay") and acquired 100% interest in a Rare Earth Elements mineral property in Western Newfoundland, Canada, known as the Bottom Brook Property. As a consideration for the acquisition, the Company issued 5,081,293 common shares of the Company at a deemed price of \$0.492 per common share, representing total compensation of \$2,500,000. In addition, the Company paid \$100,000 cash deposit to be used for license fees to keep the property in good standing. The property is subject to a 3% net smelter return royalty payable to the old shareholders of Newbay, with the Company retaining the right to buy back 2% of the NSR for an aggregate payment of \$1,500,000. Bottom Brook Property is comprised of 18 licenses and 614 mineral claims.

On September 14, 2023, the Company completed its spinout transaction whereby the Company spun-out 100% of the common shares of Phoenix Gold Resources (Holdings) Ltd. ("Spinco") to the shareholders of the Company ("Shareholders") by way of a court-approved plan of arrangement (the "Plan of Arrangement") pursuant to the Business Corporations Act (British Columbia). The Plan of Arrangement received approval from the Supreme Court of British Columbia on August 1, 2023 and shareholder approval on July 26, 2023. Spinco holds interests in the Plumas and Eldorado properties (collectively, the "Phoenix Gold Project"). Pursuant to the terms of the Plan of Arrangement, the Shareholders received 0.2 of a common share of Spinco ("Spinco Shares") and one new common share of the Company (the "New Shares") in exchange for every existing common share of the Company held (the "Old Shares"). On September 14, 2023, Shareholders received 13,705,803 Spinco Shares, being 100% of Spinco, and continue to hold the same number of common shares of the Company as before the transaction.

The Company's common shares also trade in the USA under symbol "YORKF" and on the Frankfurt Stock Exchange under the WKN number "A3DEPV" and symbol "5DE0".

CORPORATE OVERVIEW

Effective February 2, 2022, Mr. Leo Power was appointed as an advisor to the Company.

Effective February 18, 2022, Mr. Leo Power was appointed as a Director of the Company and Mr. Walter Davidson resigned from the Board of the Company.

Effective March 31, 2022, Ms. Penilla Klomp was appointed as a Corporate Secretary of the Company.

Effective April 14, 2022, Mr. J. Douglas Blanchflower was elected as a Director of the Company at the Company's Annual General Meeting.

Effective April 15, 2022, Mr. Michael Williams was appointed as an advisor to the Company's Advisory Board.

Effective October 25, 2022, Mr. Bruce Durham replaced Mr. Andrew Lee as the Company's President and Chief Executive Officer and Mr. Michael Williams replaced Mr. Bruce Durham as the Company's Executive Chairman and was appointed as a Director of the Company.

Effective October 25, 2022, Mr. Andrew Lee was appointed as an Officer of the Company in the role of Managing Director.

Effective December 15, 2022, Mr. J. Douglas Blanchflower was appointed as a Chief Operating Officer of the Company.

TECHNICAL OVERVIEW / MINERAL PROPERTIES

YORK HARBOUR PROPERTY

On February 26, 2021, the Company entered into an option agreement with WBN Prospecting Group (the "Optionor") to acquire a 100% interest in the York Harbour Property ('YHM Property' or the 'Property' or the 'York Harbour Copper-Zinc Project') consisting of five mineral licences and 156 mineral claims totalling 3,900 hectares.

The Company could acquire its 100% interest on the following terms:

- 1) Cash payment of \$ 95,000 (**completed**)
- 2) Issuance of 1,485,566 shares (**completed**)
- 3) Incurring \$3,000,000 in exploration expenditures (**completed**):
 - a. \$250,000 on or before the first anniversary; (**completed**)
 - b. \$750,000 accumulated total on or before the second anniversary (**completed**); and
 - c. \$3,000,000 accumulated total on or before the third anniversary (**completed**).

The YHM Property was subject to a 2% net smelter returns royalty ("NSR"), but the Company had the right to purchase 1% of the NSR, within one year of commencement of Commercial Production at a cost of \$1,000,000.

YORK HARBOUR METALS INC.

(Formerly Phoenix Gold Resources Corp.)

Management's Discussion and Analysis

For the Three and Six Months Ended July 31, 2023

Date: September 28, 2023

The YHM Property is located approximately 27 kilometres west of Corner Brook, Newfoundland and known to be prospective for its copper-zinc-silver-gold-cobalt volcanogenic massive sulphide ('VMS') deposits. The known mineralization exhibits characteristics consistent with classic mafic-type flow dominated ('Cyprus-type') VMS deposits. Similar geological environments and styles of mineralization have formed relatively large copper-zinc deposits elsewhere in Newfoundland at Tilt Cove, in Cyprus at the Mavrovouni mine, and in Norway at the Lokken mine.

Copper and zinc massive sulphides were first discovered at York Harbour in 1893. Since then, a total of 2,134 metres of historic underground drifting and development have been completed for which documentation is available. Drill core logs and sampling data is available for a total of 19,323 metres of historical drilling that tested eleven lenses or zones of copper-zinc-silver-gold-cobalt-bearing sulphide mineralization. These zones occur over a 450-metre strike length, and many remain open for expansion both along strike and down-dip. Most historical exploration and underground development have been concentrated within a 375-metre-long segment of a stratigraphic contact between lower and upper basaltic units and within 150 metres of surface. An overturned synclinal fold is interpreted to extend and repeat the favourable mineralized horizon both along the western and southern portions of the property where surface prospects of VMS mineralization at the No. 4 Brook, 1 km to the west, and Pinnacle Brook, 1,800 m to the southwest, have been discovered and documented in outcrop but have received very little modern exploration attention.

Field work at YHM Property commenced with an examination of the stored drill core and a 3D Borehole Pulse EM geophysical survey. Subsequently, on June 28, 2021, the Company reported results from its surface grab and channel sampling program that targeted a 100-metre strike length of the 'A' Zone. Significant assay results included highs of 16.8% copper, 30.4% zinc, and 119.6 grams per tonne ("gpt") silver. In addition to the surface sampling, a 3D modelling program was carried out utilizing the historical drilling results that report copper-zinc-silver (+/- lead, cobalt, and gold) Cyprus-type VMS mineralization within the YHM property. The purpose of this program was firstly to visualize the known subsurface mineralization and secondly to better locate proposed diamond drill collars with the concurrent surface and bore hole electromagnetic survey results to confirm historic drilling results.

On July 21, 2021, the Company announced a Phase 1 diamond drilling program based upon the results of the 3D modelling and geophysical surveying. Seven to nine drill holes were proposed to initially target and confirm indicated massive and semi-massive sulphide mineralization in the reported 'A', 'B' and 'D' zones.

On September 7, 2021, the Company reported the completion of nine diamond drill holes totalling 1,222 meters as part of a Phase 1 diamond drilling program at YHM Property. Two holes were abandoned when they encountered a wide fault zone and a third drill hole intersected a section of the 4 Level adit. The other 6 drill holes all intersected stringer, semi-massive and/or massive sulphide mineralization.

On October 12, 2021, the Company provided initial assay results from 100 of 300 samples collected from some of the Phase 1 diamond drill holes. Drill hole YH21-06 targeting the 'H' Zone returned results of 47.79 m of 0.85% copper, 91.82 gpt cobalt, 0.57% zinc and 1.53 gpt silver (including 1.60 m of 9.39% copper, 645.44 gpt cobalt, 0.18% zinc, and 6.9 gpt silver). YH21-04 also targeting the 'H' Zone returned assay results of 9.51 m of 1.69% copper, 125.14 gpt cobalt, 0.13% zinc, and 1.43 gpt silver (including 1.54 m of 5.2% copper, 287.12 gpt cobalt, 0.07% zinc, and 2.57 gpt silver).

YORK HARBOUR METALS INC.

(Formerly Phoenix Gold Resources Corp.)

Management's Discussion and Analysis

For the Three and Six Months Ended July 31, 2023

Date: September 28, 2023

Other significant results from the Phase 1 drill program include: YH21-08 with 6.6 m of 0.62% copper, 66.92 gpt cobalt, 0.65% zinc and 3.37 gpt silver, which targeted 'G' Zone; and YH21-09 with 9.54 m of 1.69% copper, 238.73 gpt cobalt, 0.11% zinc and 2.83 gpt silver that tested the 'A' Zone.

It is important to note, that the intercept intervals are drilling lengths, not true widths, because the true orientation of the mineralization has not yet been established.

Following a successful Phase 1 diamond drilling program, a Phase 2 diamond drilling program was designed to better delineate the drill-indicated VMS mineralization and to explore for additional similar mineralization both along strike and down-dip. Historical underground drill hole logs documented several massive and semi-massive, mineralized intercepts between and along strike of the known zones but without reported assays.

On October 27, 2021, the Company reported drill holes YH21-13 and 14 had intersected semi-massive and massive VMS mineralization. In addition to the Phase 2 drilling program, exploration work on the property also included relocating the No. 4 Brook adit with a massive sulphide showing that is situated approximately 1 km west from the drilling completed to date on the eastern limb of the folded volcanic sequence hosting known VMS mineralization. On October 16, 2021, several field personnel visited the site and reported approximately 15 metres of massive and semi-massive sulphide mineralization, including pyrite, chalcopyrite and sphalerite, in a sheared zone near the sloughed-in adit. This showing is currently accessible via a cut trail.

On November 4, 2021, the Company announced a progress update for its Phase 2 diamond drilling program at YHM Property. The Company had completed 10 of the 28 proposed drill holes, or 1,354 metres of the proposed 4,325 metres of diamond drilling. Significant semi-massive and massive VMS mineralization; including pyrite, chalcopyrite, sphalerite and rarely native copper, had been identified in drill cores from 8 of the 10 holes.

Consulting mining engineers of Gemtec, based in St. John's Newfoundland, were commissioned to apply for permitting approval to enter the 4 Level adit. On December 8, 2021, the Company used a camera-fitted drone to survey 110 metres of the adit to determine its condition which would aid the permitting approval. The third phase of exploration drilling on the YMH Property commenced on January 19, 2022 and was completed on April 23. This phase of drilling included 30 drill holes totalling 5,400 metres of core drilling. It continued the exploration of the main historical mine area focusing on expanding the existing zones of VMS copper-zinc-silver-cobalt mineralization along a 450-metres of strike length. In addition to defining mineralization along strike, this drilling also tested up and down-dip extensions of the known mineralization.

On February 14, 2022, the Company reported assay results for drill hole YH21-18 which intersected 25 metre intervals with an average grade of 2.7% copper, 9.0% zinc, 17.78 gpt silver and 164 gpt cobalt.

A technical report completed by Longford Exploration Services Ltd. on the Company's York Harbour Property entitled, "National Instrument 43-101 Technical Report on the York Harbour Property, Western Newfoundland, Canada" dated March 10, 2022, with an effective date of February 24, 2022 has been filed and is available for download on SEDAR.com.

YORK HARBOUR METALS INC.

(Formerly Phoenix Gold Resources Corp.)

Management's Discussion and Analysis

For the Three and Six Months Ended July 31, 2023

Date: September 28, 2023

On March 7, 2022, the Company announced it had increased its strategic land position at the York Harbour copper-zinc property with the additional staking of 825 hectares (8.25 km²) adjoining the western and southern limit of the existing mineral claims, bringing the total area of the property to 4,725 hectares (47.25 km²).

On March 17, 2022, the Company announced the following highlights of the first eleven drill holes of the Phase 2 Diamond Drilling Program:

- YH21-14 with 9.92 m of 1.00% copper, 0.13% zinc, 1.76 g/t silver, and 114.7 g/t cobalt (Including 2.00 m of 2.25% copper, 0.21% zinc, 3.84 g/t silver, and 138.6 g/t cobalt)
- YH21-15 with 8.13 m of 0.87% copper, 0.23% zinc, 1.28 g/t silver, and 136.0 g/t cobalt
- YH21-18 with 25.00 m of 2.70% copper, 9.04% zinc, 17.78 g/t silver, and 163.6 g/t cobalt (Including 10.00 m of 2.47% copper, 16.52% zinc, 36.43 g/t silver, and 93.0 g/t cobalt)
- YH21-20 with 21.80 m of 2.32% copper, 5.94% zinc, 5.17 g/t silver, and 54.0 g/t cobalt

On March 26, 2022, the Company reported high-grade copper and cobalt values in diamond drill hole YH21-24, grading 5.25% copper, 436.5 g/t cobalt, 8.97 g/t silver, and 0.801% zinc over a drilling length of 29.0 metres. Drill hole YH21-22 intersected zinc and copper values over a 5.26 metre interval grading 2.84% copper, 31.96% zinc and 42.09 g/t silver.

On April 7, 2022, the Company reported all the results from Phase 2 drilling that were previously unreported. Among the results released, Drill hole YH21-19 was reported to have intersected a strongly mineralized intercept over 15.00 metres grading 3.378% copper, 5.207% zinc, 18.53 g/t silver and 230.0 g/t cobalt. Results for drill holes YH21-31, YH21-32, and YH21-33 were also reported within the southern 'B' Zone (Main Mine Zone South).

The third phase drilling program was completed on April 23, 2022. During the nine months since the start of drilling on July 24, 2021 to the finish of the third phase drilling, the Company completed 68 drill holes totalling 11,185 metres of NQ-size diamond drilling. The Company reviewed the results of this drilling and carried out check-assaying on a portion of the analysed drill core samples, as part of their QA/QC procedures.

On May 11, 2022, the Company announced it had fully acquired a 100% interest in the Property from the Optionor by completing the payment of \$95,000 in cash and issuing 1,485,566 shares of the Company. As well, the Company had completed over \$3,000,000 of Exploration Expenditures within 14 months following the success of the first drilling program. The Company has signed an agreement to reduce the existing 2% Net Smelter Royalty ("NSR") for its York Harbour Copper-Zinc Project down to a 0.5% NSR by purchasing 1.5% of the negotiated NSR for \$1,500,000 settled by issuance of 1,500,000 common shares in the share capital of the Company at a price of \$1.00 per share.

In July 2022, the Company contracted for the establishment of east-west grid lines spaced 150 metres apart from north of the documented mineralization in the Sea Level adit southward beyond the Pinnacle copper-zinc-lead-silver soil geochemical anomaly in the southern portion of the property, a north-south distance of over 3 km. These lines cover most of the documented extent of the favourable VMS geologic

YORK HARBOUR METALS INC.

(Formerly Phoenix Gold Resources Corp.)

Management's Discussion and Analysis

For the Three and Six Months Ended July 31, 2023

Date: September 28, 2023

setting and were used for both ongoing geological mapping and rock geochemical sampling work, plus a 2D induced polarization survey beginning late-July 2022.

As a result of the three drilling programs, it appears that the Main Mine Zone can be subdivided into two subzones, one to the northeast and another to the southwest, each comprising several continuous semi-massive and massive VMS lenses. These two subzones appear to have been displaced approximately 100 metres by a northeasterly trending, right lateral fault zone.

A revised 3D model of the VMS mineralization was prepared during July that included the drilling results from all historical and the 2021-22 diamond drilling. The results of this work showed several areas within the two segments of the Main Mine area requiring additional drill testing to evaluate the strike and downdip potential of the indicated VMS mineralization.

The initial 2D IP-resistivity survey commenced in late July. The survey covered most of the favourable contact between the upper and lower basalt rock units and extended beyond the contact to provide deep IP information. Subject to preliminary interpretation of the geophysical results, grid lines and IP surveying were extended to cover encouraging chargeability/resistivity results.

On September 8, 2022, the Company announced preliminary assay results from the Phase 3 drilling program that targeted the Main Mine area. Diamond drill hole YH22-61 intersected 2.86% copper, 6.95% zinc, 20.2 gpt silver and 436.5 g/t cobalt over a drilled length of 14.77 metres. Four mineralized zones were drill tested during the Phase 3 drilling campaign. It is evident from the drilling results that the D and G zones may be continuous and that more drilling is required to fully test their strike and downdip extensions. It is also evident from the 2021-22 drilling results that the D and G zones are considerably larger than previously documented and that the historical drilling either did not fully intersect these zones or did not report significant assay results.

The Company announced on September 27, 2022 that the Phase 4 diamond drilling had commenced on their York Harbour Copper-Zinc property. Furthermore, that the initial part of the program was designed to test the depth extensions of the drill indicated volcanogenic massive sulphide ("VMS") mineralization within the northeastern (A, D-G Zones) and southwestern (H Zone) halves of the Main Mine Area. Drilling would then begin testing other potential copper-zinc mineralized areas that have not received any detailed exploration since the early 1990's. It was estimated that the proposed program might exceed 7,500 metres of NQ-size diamond drilling. In addition, preliminary results from the 2D IP-resistivity survey show several anomalous chargeability/resistivity anomalies both within the Main Mine area and elsewhere on the property that warrant considerable detailed drill testing.

The remaining assay results from the Phase 3 drilling program were reported on October 4, 2022. The assay results showed that the drill-indicated mineralization extends both along strike, thereby joining several of the previously isolated VMS lenses of the Main Mine Area, and that these lenses have depth extent and could extend farther.

Some other significant drill intersections reported in the October 4th news release included:

- YH22-44 with 2.68 m of 2.35% copper, 8.94% zinc, 45.95 g/t silver and 187.90 g/t cobalt
- YH22-48 with 13.85 m of 0.57% copper, 1.91% zinc, 2.39 g/t silver and 46.00 g/t cobalt
- YH22-50 with 14.63 m of 1.33% copper, 0.08% zinc, 5.89 g/t silver and 123.80 g/t cobalt

YORK HARBOUR METALS INC.

(Formerly Phoenix Gold Resources Corp.)

Management's Discussion and Analysis

For the Three and Six Months Ended July 31, 2023

Date: September 28, 2023

- YH22-54 with 14.39 m of 2.31% copper, 0.30% zinc, 3.90 g/t silver and 144.40 g/t cobalt
- YH22-56 with 10.02 m of 1.60% copper, 0.05% zinc, 2.90 g/t silver and 123.70 g/t cobalt
- YH22-57 with 8.70 m of 1.01% copper, 1.32% zinc, 4.65 g/t silver and 97.10 g/t cobalt
- YH22-68 with 4.20 m of 1.12% copper, 0.12% zinc, 1.73 g/t silver and 80.10 g/t cobalt

Note: the reported intercept lengths are drilling lengths, not true widths, since the true orientation of the mineralization has not yet been established.

On October 11, 2022 the Company announced the completion of 14 diamond drill holes of totalling 3,627 m, the initial part of the Phase 4 drilling program. Massive and semi-massive sulphide mineralization was logged in the recovered cores of the first nine drill holes showing that the VMS mineralization extended between known mineralized lenses and down dip.


Three additional exploration permits were approved by the Mineral Lands Division of the Newfoundland-Labrador Government on November 5, 2022. These permits cover the areas of the No. 4 Brook, Sea Level adit and Pinnacle Lake exploration targets. Approval of these three permit areas will allow diamond drill testing of these three targets that all have known and coincident geological, soil and rock geochemical and geophysical anomalies.

On November 23, 2022 the Company announced the completion of the Phase 4 diamond drilling program during the period of September 5 to November 17, 2022. The program included the completion of 42 NQ-size diamond drill holes totalling 8,075 metres. Since the start of diamond drilling in July 2021 the Company has completed 110 drill holes totalling 19,260 metres. A total of 2,240 core and quality control samples from the Phase 4 drilling were shipped for analysis to two assay laboratories. Of these, 1,921 drill core samples contained massive, semi-massive and/or stringer sulphide mineralization.

The Phase 4 drilling continued to discover and delineate copper and zinc-rich VMS mineralization both between known zones of mineralization as well as also along strike and downdip of them. The A zone was the only zone within the property that was historically mined, and until recently only one drill hole had tested this zone due to the problems of intersecting the near-surface underground workings. During the Phase 4 drilling program the Company tested the A zone with 12 drill holes. A few drill holes intersected old workings and had to be abandoned but two holes were not stopped before intersecting 1.0 to over 9 metres of VMS mineralization in drill holes YH22-105 and -107. The results show the A Zone has both near-surface mineralization adjacent to the old mine workings and that the mineralization also extends both southerly along strike and beneath the historic mine workings.



Photograph 1: Massive VMS mineralization from DDH YH22-82 111.8 to 123.0 m in D Zone



Photograph 2: Massive VMS mineralization from DDH YH22-107 124.1 to 133.1 m in D Zone

Drill hole YH22-91 situated south and east of the Main Mine zone testing an extensive IP chargeability anomaly intersected 8.8 metres of intermittent semi-massive chalcopyrite and sphalerite mineralization indicating a possible new 'South Zone' of VMS mineralization in the vicinity and southwesterly, trending towards the Pinnacle geological and geochemical exploration target.

On January 24, 2023 the Company announced drill core assay results for thirty-eight of forty-two holes from its 2022 Phase 4 drill campaign.

The highest grade of copper-zinc drill intercept to date in the A Zone intersected above and parallel to the old mine workings which were approximately 20 metres from where the historic mineralization was mined between 1897 to 1913. The new area in the A Zone adjacent to the old mine workings returned grades comparable to the reported historical direct-shipping mined mineralization. DDH YH22-107 intersected 8.97 m at 4.727% copper, 10.195% zinc, 22.69 gpt silver and 91.49 gpt cobalt in the new area of the A Zone.

YORK HARBOUR METALS INC.

(Formerly Phoenix Gold Resources Corp.)

Management's Discussion and Analysis

For the Three and Six Months Ended July 31, 2023

Date: September 28, 2023

Extending Mineralization of H Zone

Drill hole YH22-78 and YH22-71 continued to extend mineralization of the H Zone which remains open for expansion at depth. DDH YH22-78 intersected multiple intercepts of mineralization, with the most significant being 8.80 m of 3.228% copper, 0.123% zinc, 3.90 gpt silver and 270.72 gpt cobalt from 190.2 to 199.0 m. DDH YH22-71 intersected 20.5 metres of mineralization grading 1.298% copper, 0.053% zinc, 0.78 gpt silver and 118.47 gpt cobalt.

Additional follow-up/infill drilling:

DDH YH22-072 was drilled to test beneath the high grade DDH YH21-24 and intersected three zones of 9.38 m (181.9 to 191.28 m) grading 3.325% copper (including 2.10 m grading 10.089% copper and 670.03 gpt cobalt), 12.80 m (202.2 to 215.0 m) grading 0.315% copper and 4.30 m (230.0 to 234.3 m) grading 0.419% copper. Previously drilled DDH YH21-24 intersected 5.25% copper, 436.5 g/t cobalt, 8.97 gpt silver, and 0.801% zinc over a drilling length of 29.0 metres, but the hole was terminated due to ground conditions - the last sample intersecting 0.2m grading 11.9% copper. DDH YH22-082 intersected a wide intercept of 12.25 m grading 2.472% copper, 8.404 % zinc, 18.41 gpt silver and 85.47 gpt cobalt in the D Zone. ***Note: The above intercepts are drilling lengths, not true widths, since the true thickness of the mineralization has not yet been established.***

The start of the fifth drilling campaign was announced on February 15, 2023. The drilling plans include a continuation of testing the high-grade mineralization at and north of the A Zone where targets were identified when the 2022 Induced Polarization ("IP") survey results were compiled with historical geological, induced polarization ("IP") and electromagnetic ("EM") results. The Company also plans to drill test three high priority exploration targets distant from the A Zone, including: the K Zone situated 1.2 km to the south, the Pinnacle Lake target situated 2.4 km to the southwest, and the No. 4 Brook target situated 1.2 km due west. All three property-wide targets have favourable host rock settings, coincident copper, zinc, lead and silver soil geochemical anomalies and both IP and EM geophysical anomalies that have been identified from past and recent exploration works.

On March 12, 2023, the Company received notice from the Mineral Lands Division of the Department of Industry, Energy and Technology of the Government of Newfoundland and Labrador that the Company's Mineral Licence No. 026228M (the "Licence") was cancelled for technical reasons under The Mineral Act (Newfoundland and Labrador) for failure to demonstrate that acceptable expenditure requirements for work in year 4 (calendar year 2021/2022) were incurred. The Company has grieved the cancellation and is seeking reinstatement of the Licence in proceedings before the NL Mineral Rights Adjudication Board. The Company expects the Licence to be reinstated as the Company incurred substantial drilling and exploration expenditures. The Company incurred drilling and exploration expenditures of over \$1,810,000 for the 12 months ended December 31, 2021, and over \$5,020,000 for the 12 months ended December 31, 2022 with the majority of these expenditures that apply towards this licence, which far exceeds the acceptable expenditure requirement for work in year 4 (calendar year 2021/2022).

On March 21, 2023 the Company announced the start of the helicopter-supported drilling of the Pinnacle Lake Volcanogenic Massive Sulphide target. Four drill holes are proposed to test both geophysical and geological targets immediately east and northwest of Pinnacle Lake. Diamond drilling tested the A Zone North and then the K Zone. Nine drill holes, totalling 1,764 m, had been completed to date and drill core sample assay results are being awaited.

The final assay results from the Phase 4 diamond drilling campaign were published in the Company's news release dated April 21, 2023. These results confirmed the presence of high-grade copper-zinc

YORK HARBOUR METALS INC.
(Formerly Phoenix Gold Resources Corp.)
Management’s Discussion and Analysis
For the Three and Six Months Ended July 31, 2023
Date: September 28, 2023

mineralization, highlighting the potential for expanding mineral resources at the Project. Highlights of these final results have been tabulated as follows.

DDH No.	Easting	Northing	Elev.	Azim	Dip	Length	From	To	Int	Cu	Zn	Ag	Co
No.	(UTM m)	(UTM m)	(m)	(deg)	(deg)	(m)	(m)	(m)	(m)	(%)	(%)	(gpt)	(gpt)
YH22-069	404475.10	5433549.90	359.90	240	-65	278.0	98.00	102.00	4.00	0.809	0.190	1.34	86.95
YH22-073	404504.70	5433501.90	367.40	240	-65	281.0	178.07	223.00	44.93	1.292	0.315	2.014	123.577
	including						194.00	199.36	5.36	2.938	0.071	2.232	272.59
YH22-074	404508.80	5433491.90	367.70	240	-65	276.0		No Significant Results to Report					
YH22-075	404515.10	5433484.10	370.10	240	-65	266.0	152.00	159.18	7.18	1.002	0.117	2.69	114.28

BOTTOM BROOK PROPERTY

On January 30, 2023, the Company acquired all issued and outstanding shares of Newbay Mining Corp. (“Newbay”) and acquired 100% interest in a Rare Earth Elements mineral property in Western Newfoundland, Canada, known as the Bottom Brook Property. The Property is comprised of 18 licenses and 614 mineral claims. The Company’s drilling program is planned for summer 2023.

On June 26, 2023, the Company announced that fieldwork started on the property in mid-May but was hampered by poor late Spring weather. There is presently an 8-person field crew carrying out reconnaissance radiometric surveying, prospecting, geological mapping and rock geochemical sampling on known mineral showings. Initial rock samples collected from the known Trench Zone and 'New' Zone have been submitted to Eastern Analytical in New Brunswick for preparation and subsequent shipping to Eastern Analytical in NL and/or Activation Laboratories in Ontario for detailed analyses and assaying. The initial assay results were expected shortly that will provide valuable insights into the geological controls for the Rare Earth Element mineralization and the grades of different styles of mineralization at several locations on the property.

On June 21st an excavator arrived on the property to carry out the proposed and permitted trenching program. Geological mapping and channel sampling of the trenches was conducted in conjunction with the trenching program, and the results of this work will serve to identify diamond drilling targets for testing.

In their June 27th news release the Company provided an update on the progress of its ongoing field work and recent discoveries at the Bottom Brook Rare Earth Elements Project. The 8-person field crew was mapping and sampling the trenches in the Bottom Brook and U2 zones. Anomalous radiometric readings had been discovered in association with favorable host rocks along a 7 km trend indicating the potential for large areas of mineralization. In addition, with the aid of helicopter support the crew prospected and sampled a number of remote airborne geophysical targets. These prospects will undergo detailed prospecting, mapping, and radiometric surveying, with the goal of understanding the local geology, structure and controls on any mineralization that is of economic interest (see Figure 2).

YORK HARBOUR METALS INC.
(Formerly Phoenix Gold Resources Corp.)
Management's Discussion and Analysis
For the Three and Six Months Ended July 31, 2023
Date: September 28, 2023

The Company announced on July 31st that initial fieldwork had discovered a new zone of high-grade rare earth element ('REE') mineralization 750 metres south-southwest of the historic U3 REE zone. The program also confirmed high grade surface samples near the U3 occurrence.

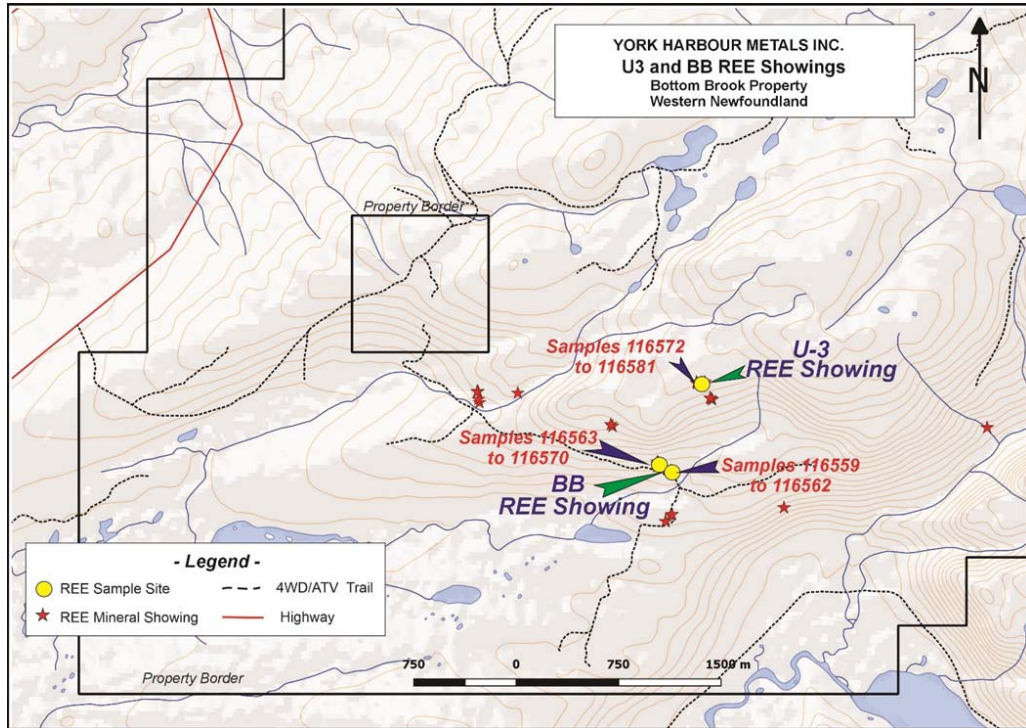
Grab samples collected from BB and U3 REE showings returned TREO values ranging from 0.07 to 22.31%. The high-grade sample 116575 from the U3 showing included very high concentrations of magnetic rare earth elements neodymium, praseodymium, terbium, and dysprosium ("Nd, Pr, Tb, and Dy") also known as ("magnet REE's" or "MRE's"). Sample 116575 contained total MREs of 5.00% (50kg/t MRE).

MRE's typically comprise 20% or more of the TREO. The U3 REE showing returned TREO values from 0.07 to 22.31% samples collected from the nearby BB REE showing returned TREO values from 1.17 to 7.63%. The highest-grade sample 116569 from the BB showing included magnetic rare earth elements (Nd, Pr, Tb, and Dy) grading 1.89% (18.9kg per tonne MRE).

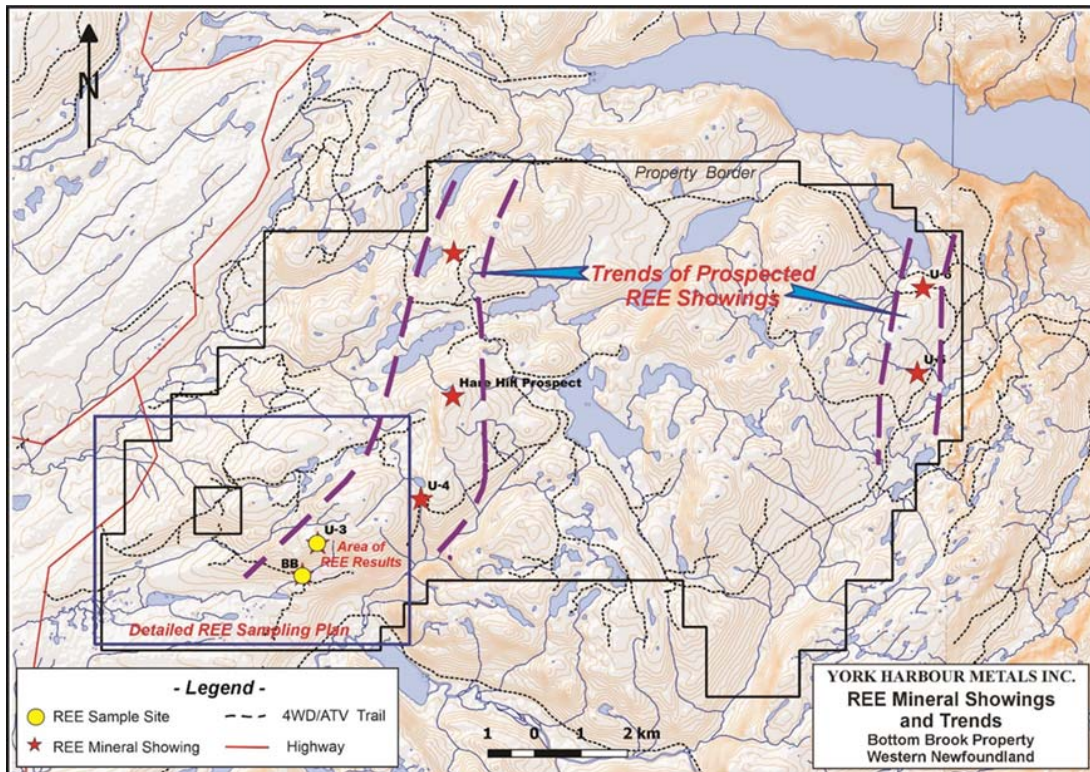
Sample No.	Pr6O11 %	Nd2O3 %	Tb4O7 %	Dy2O3 %	TREO%
116559	0.05	0.20	0.00	0.01	1.17
116560	0.12	0.45	0.00	0.02	2.51
116561	0.07	0.25	0.00	0.01	1.35
116562	0.10	0.40	0.00	0.01	2.07
116563	0.25	0.84	0.01	0.05	4.88
116564	0.36	1.27	0.02	0.08	7.31
116565	0.23	0.81	0.01	0.04	4.41
116566	0.16	0.55	0.01	0.03	2.91
116567	0.31	1.17	0.01	0.06	6.4
116568	0.34	1.11	0.02	0.08	6.39
116569	0.37	1.42	0.02	0.08	7.63
116570	0.15	0.51	0.01	0.03	2.93
116572	0.80	2.82	0.04	0.18	16.07
116573	1.00	3.35	0.05	0.25	19.95
116574	0.47	1.65	0.02	0.12	9.6
116575	1.09	3.62	0.05	0.24	22.31
116576	0.18	0.62	0.01	0.03	3.69
116577	0.20	0.74	0.01	0.05	4.29
116578	0.38	1.35	0.02	0.08	8.09
116579	0.32	1.16	0.02	0.08	6.73
116580	0.00	0.01	0.00	0.00	0.07
116581	1.05	3.49	0.05	0.22	20.96

Table 1: Detailed Summary of Surface Sample Assay Data from Bottom Brook Project, Western Newfoundland

YORK HARBOUR METALS INC.
 (Formerly Phoenix Gold Resources Corp.)
 Management's Discussion and Analysis
 For the Three and Six Months Ended July 31, 2023
 Date: September 28, 2023



Iljxuh# #K6#lqg#E#Uduh#idwk#hdp hqw#7krz lqjv



Iljxuh# #Uduh#idwk#P lqhudo#7krz lqjv#lqg#Uqhudo#Uhr#jlfcd#Uuhqgv

PHOENIX GOLD PROJECT

The Phoenix Gold Project properties are in Lander County, Nevada. The properties are approximately 15 miles south of Battle Mountain, Nevada, and are adjacent to Newmont's Fortitude gold mine. The Phoenix Gold Project consists of Plumas Property and Eldorado Property, including three (3) patented mining claims and 1 patented mill site claim with a total area of 24.48 hectares in Battle Mountain, Nevada.

Plumas Property

The Company carried out a detailed mapping, sampling and prospecting program over the Plumas Property in the second quarter ended July 31, 2014. The results were integrated into the Plumas Property database together with all previously recorded geochemical and rock chip surface sampling results. A new map and interpretation were produced showing the distribution of the surface gold values across the Plumas Property relative to the geological structures and rock types and the drill holes that were completed as part of the 2014 drill program.

Drilling commenced in July 2014 and was completed in September 2014. A total of 6 drill holes totalling approximately 1,413 meters were drilled on the Plumas Property.

Eldorado Property

The Company completed a chip and soil sampling, mapping and prospecting program on the Eldorado Property. All the results have been integrated into the Eldorado database together with previously recorded geochemical and rock chip surface sampling results to produce maps and information showing the distribution of the surface gold values across the Eldorado Property relative to the geological structures and rock types, defining an area of mineralization that will be the focus of a future drill program.

A National Instrument 43-101 technical report (the "Technical Report") entitled "NI 43-101 TECHNICAL REPORT ON THE PHOENIX GOLD PROJECT LANDER COUNTRY, NEVADA, USA" was completed by C2 Mining International Corp. on September 15, 2020 and is available on SEDAR. The recommendations in the Technical Report suggest further work is warranted at the Plumas Property to further outline and define known mineralization at Plumas Property with additional drilling and sampling. Drill targets need to be generated at the Eldorado Property through additional sampling programs.

Spinout of Phoenix Gold Project

On September 14, 2023, the Company completed its spinout transaction whereby the Company spun-out 100% of the common shares of Phoenix Gold Resources (Holdings) Ltd. ("Spinco") to the shareholders of the Company. Spinco holds interests in the Plumas and Eldorado Projects (collectively, the "Phoenix Gold Project").

YORK HARBOUR METALS INC.
(Formerly Phoenix Gold Resources Corp.)
Management's Discussion and Analysis
For the Three and Six Months Ended July 31, 2023
Date: September 28, 2023

Mineral Rights Expenditures and Balances

The cumulative costs incurred and capitalized on the Company's mineral rights are as follows:

	York Harbour Property (Newfoundland , Canada)	Bottom Brook Property (Newfoundland , Canada)	Phoenix Gold Properties (Nevada, USA)	Total
Balance – Opening			\$ -	\$ -
Additions – capitalized expenditures			65,322	65,322
Balance as at January 31, 2014			65,322	65,322
Additions – capitalized expenditures			899,924	899,924
Balance as at January 31, 2015			965,246	965,246
Additions – capitalized expenditures			196,330	196,330
Impairment charges recognized*			(761,576)	(761,576)
Balance as at January 31, 2016			400,000	400,000
Additions – capitalized expenditures			-	-
Settlement of liabilities			(265,845)	(265,845)
Reversal of impairment			265,845	265,845
Balance as at January 31, 2017			400,000	400,000
Additions – capitalized expenditures			-	-
Balance as at January 31, 2018			400,000	400,000
Additions – capitalized expenditures			-	-
Impairment charges recognized**			(200,000)	(200,000)
Balance as at January 31, 2019			200,000	200,000
Additions – capitalized expenditures			10,000	10,000
Impairment charges recognized***			(209,999)	(209,999)
Balance as at January 31, 2020			1	1
Additions – capitalized expenditures			-	-
Balance as at January 31, 2021	\$ -		1	1
Additions – capitalized expenditures	3,282,624		-	3,282,624
Balance as at January 31, 2022	3,282,624	\$ -	1	3,282,625
Additions – capitalized expenditures	6,790,830	2,566,421	-	9,357,251
Balance as at January 31, 2023	10,073,454	2,566,421	1	12,639,876
Additions – capitalized expenditures	1,527,966	613,903	-	2,141,869
Balance as at July 31, 2023	\$ 11,601,420	\$ 3,180,324	\$ 1	\$ 14,781,745

* The Company's management determined that the mineral rights are impaired as of January 31, 2016, and recognized an impairment loss of \$761,576.

** The Company's management determined that the mineral rights are impaired as of January 31, 2019, and recognized an impairment loss of \$200,000.

*** The Company's management determined that the mineral rights are impaired as of January 31, 2020, and recognized an impairment loss of \$209,999.

All exploration and evaluation expenditures related to York Harbour Property and Bottom Brook Property have been capitalized in mineral rights whereas all exploration and evaluation expenditures related to Phoenix Gold Properties have been expensed in exploration expense during the period ended July 31, 2023.

YORK HARBOUR METALS INC.
(Formerly Phoenix Gold Resources Corp.)
Management's Discussion and Analysis
For the Three and Six Months Ended July 31, 2023
Date: September 28, 2023

RESULTS OF OPERATIONS AND SELECTED FINANCIAL INFORMATION

As at July 31, 2023, the Company had working capital of \$2,071,127 (January 31, 2023 - \$5,751,775) and reported a deficit of \$12,083,253 (January 31, 2023 - \$10,544,374).

Operating and Administrative Expenses

	Three Months Ended July 31, 2023	Three Months Ended July 31, 2022	Six Months Ended July 31, 2023	Six Months Ended July 31, 2022
Investor relations	\$ 355,600	\$ 50,321	\$ 640,817	\$ 590,590
Consulting fees	133,152	317,079	373,012	594,237
Management fees	151,250	115,000	312,500	207,000
Professional fees	75,881	172,034	111,418	220,434
Filing fees	44,865	56,522	71,344	66,428
Office and administration	38,222	39,502	61,065	58,906
Travel	24,432	52,565	29,538	86,107
Foreign exchange loss	1,920	28	6,163	5,826
Exploration	-	-	854	63,826
Total Operating and Administrative Expenses	\$ 825,322	\$ 803,501	\$ 1,606,711	\$ 1,893,354
Other loss (income):				
Interest expense (income)	(8,909)	(13,138)	(31,549)	(13,824)
Impairment (Recovery) of other receivables	-	174,595	(36,283)	174,595
Net Loss and Comprehensive Loss	\$ 816,413	\$ 964,508	\$ 1,538,879	\$ 2,054,125

For the three months ended July 31, 2023

The Company's net loss and comprehensive loss for the three months ended July 31, 2023 was \$816,413 (2022 – \$964,508). Investor relations expense totalled \$355,600 (2022 – \$50,321). The Company's investor relations expense increased significantly during the quarter compared to the prior comparative quarter due to the Company's engagements of new investor relations services in Europe and digital media marketing campaign. Consulting fees totalled \$133,152 (2022 – \$317,079) as the Company required fewer consulting services or activities during the quarter compared to the prior comparative quarter. Management fees totalled \$151,250 (2022 – \$115,000). The increase in management fees during the quarter compared to the prior comparative quarter can be attributed to the additional management personnel who were appointed in mid to late 2022 and additional management activities. Professional fees totalled \$75,881 (2022 – \$172,034) during the quarter, which decreased significantly compared to the prior comparative quarter resulting from a reduction in legal expenses. Filing fees totalled \$44,865 (2022 – \$56,522). The slight decrease in filing fees were due to fewer number of TSX Venture filings and approvals that were required by the Company during the quarter compared to the prior comparative quarter. Office and administration expenses totalled \$38,222 (2022 – \$39,502), which remained consistent

YORK HARBOUR METALS INC.
(Formerly Phoenix Gold Resources Corp.)
Management's Discussion and Analysis
For the Three and Six Months Ended July 31, 2023
Date: September 28, 2023

with the amount incurred in the prior comparative quarter. Travel expenses totalled \$24,432 (2022 – \$52,565). The decrease in travel expenses during the quarter compared to the prior comparative quarter was due to reduction in travel activities required by the Company's management and consultants. Foreign exchange loss totalled \$1,920 (2022 – \$28) and Interest expense (income) totalled \$(8,909) (2022 – \$(13,138)) during the quarter.

For the six months ended July 31, 2023

The Company's net loss and comprehensive loss for the six months ended July 31, 2023 was \$1,538,879 (2022 – \$2,054,125). Investor relations expense totalled \$640,817 (2022 – \$590,590), which remained consistent with the amount incurred in the prior comparative period. Consulting fees totalled \$373,012 (2022 – \$594,237) as the Company required fewer consulting services or activities during the period compared to the prior comparative period. Management fees totalled \$312,500 (2022 – \$207,000). The increase in management fees during the period compared to the prior comparative period can be attributed to the additional management personnel who were appointed in mid to late 2022 and additional management activities. Professional fees totalled \$111,418 (2022 – \$220,434) during the period, which decreased significantly compared to the prior comparative period resulting from a reduction in legal expenses. Filing fees totalled \$71,344 (2022 – \$66,428) and office and administration expenses totalled \$61,065 (2022 – \$58,906) which remained consistent with the amounts incurred in the prior comparative period. Travel expenses totalled \$29,538 (2022 – \$86,107). The decrease in travel expenses during the period compared to the prior comparative period was due to reduction in travel activities required by the Company's management and consultants. Foreign exchange loss totalled \$6,163 (2022 – \$5,826). The exploration expense totalled \$854 (2022 – \$63,826). The small exploration expense during the period relates to the additional interest on the Year 2017 to 2020 Plumas lease payment that the Company made during the period as a condition of terminating the lease. Interest expense (income) totalled \$(31,549) (2022 – \$(13,824)). Impairment (Recovery) of other receivables totalled \$(36,283) (2022 – \$174,595). During the period, the Company successfully claimed and received input tax credits that were previously written-off, resulting in the recovery of other receivables.

Financial results for the three months ended July 31, 2023, 2022, and 2021

	Six Months ended July 31, 2023	Six months ended July 31, 2022	Six months ended July 31, 2021
Revenue	\$Nil	\$Nil	\$Nil
Total net loss	\$1,538,879	\$2,054,125	\$431,246
Total net loss per share (basic and diluted)	\$0.02	\$0.04	\$0.01
Total assets	\$17,205,063	\$17,439,164	\$2,300,643
Total long-term liabilities	\$Nil	\$Nil	\$Nil
Total liabilities	\$352,191	\$404,012	\$137,659
Shareholders' equity	\$16,852,872	\$17,035,152	\$2,162,984

YORK HARBOUR METALS INC.
(Formerly Phoenix Gold Resources Corp.)
Management’s Discussion and Analysis
For the Three and Six Months Ended July 31, 2023
Date: September 28, 2023

SUMMARY OF QUARTERLY RESULTS FOR EACH OF THE LAST EIGHT QUARTERS:

<u>Quarter ended</u>	<u>Total revenue</u>	<u>Net loss</u>	<u>Basic and diluted loss per share</u>
July 31, 2023	\$Nil	\$816,413	\$0.01
April 30, 2023	\$Nil	\$722,466	\$0.01
January 31, 2023	\$Nil	\$2,046,022	\$0.03
October 31, 2022	\$Nil	\$475,171	\$0.01
July 31, 2022	\$Nil	\$964,508	\$0.02
April 30, 2022	\$Nil	\$1,089,617	\$0.02
January 31, 2022	\$Nil	\$533,415	\$0.01
October 31, 2021	\$Nil	\$1,603,569	\$0.04

OFF BALANCE-SHEET ARRANGEMENTS

The Company has no off balance-sheet arrangements.

LIQUIDITY AND CAPITAL RESOURCES

The Company has historically relied upon equity financing and loans from directors to satisfy its capital requirements and will continue to depend heavily upon equity capital to finance its activities. There can be no assurance the Company will be able to obtain the required financing in the future on acceptable terms.

The Company has limited financial resources, no source of operating income and no assurance that additional funding will be available to it for current or future projects, although the Company has been successful in the past in financing its activities through the sale of equity securities. The ability of the Company to arrange additional financing in the future will depend, in part, on the prevailing capital market conditions and its exploration success. Any quoted market for the Company’s shares may be subject to market trends generally, notwithstanding any potential success of the Company in creating revenue, cash flows or earnings.

As at July 31, 2023, the Company had the following contractual arrangements and commitments in place:

- a) On March 29, 2021, the Company retained Integral Wealth Securities Ltd. (“Integral”) to provide market-making services in accordance with the policies of the TSX Venture Exchange. In consideration of the services provided by Integral, the Company will pay Integral a monthly fee of \$5,500, plus any reasonable costs and expenses it incurs in connection with the

YORK HARBOUR METALS INC.

(Formerly Phoenix Gold Resources Corp.)

Management's Discussion and Analysis

For the Three and Six Months Ended July 31, 2023

Date: September 28, 2023

services provided. The Company has retained Integral for an initial three-month term and thereafter may be terminated by the Company upon 30 days written notice.

- b) On April 12, 2021, the Company signed a Letter of Intent ("LOI") with ENE-MIN Development Corp. for an exclusive option to acquire up to 75% interest in the LiBeGa Lithium Project, comprising adjoining perimeters (concessions or mineral claims) covering a total of 27 km² in Sibiu County, Romania. Pursuant to the LOI, the Company paid a refundable \$250,000 good faith due diligence deposit and initiated an exclusive comprehensive confidential evaluation of the project.
- c) On March 11, 2022, the Company engaged the communication services of GRA Enterprises LLC ("GRA") for dissemination of news releases and newsworthy related events, communications and media services, the production and publication of investor bulletins on the National Inflation Association Website, and distribution of email alerts to the GRA's National Inflation email list about the Company and its projects. These are considered investor relations services, in accordance with TSX Venture Exchange Policy 3.4. GRA was engaged for a term of 12 months, for an up-front paid fee of \$127,760 (US\$100,000).
- d) On August 15, 2022, the Company engaged its new investor relations firm, 121 Group (HK) Ltd. ("121 Group") to provide media relations services and other assistance with investor relations to help build the Company's public profile and to gain exposure with investors through investor relations, digital marketing, and the dissemination of corporate information. The engagement is for a 12-month term for a monthly fee of US\$3,500, invoiced, and payable monthly and may be terminated with 30 days notice.
- e) On February 28, 2023, the Company engaged Star Finance GmbH ("Star Finance") to handle its new investor relations services in Europe. The Company paid \$481,780 (Euro 330,000) for services over a six-months period beginning February 28, 2023.
- f) On March 7, 2023, the Company engaged Native Ads Inc. ("Native Ads") to execute a comprehensive digital media marketing campaign for the Company. The Company paid \$201,405 (US\$150,000) for services over a six-months period beginning on March 7, 2023.
- g) On March 12, 2023, the Company received notice from the Mineral Lands Division of the Department of Industry, Energy and Technology of the Government of Newfoundland and Labrador that the Company's Mineral Licence No. 026228M (the "Licence") was cancelled for technical reasons under The Mineral Act (Newfoundland and Labrador) for failure to demonstrate that acceptable expenditure requirements for work in year 4 (calendar year 2021/2022) were incurred. The Company has grieved the cancellation and is seeking reinstatement of the Licence in proceedings before the NL Mineral Rights Adjudication Board. The Company expects the Licence to be reinstated as the Company incurred substantial drilling and exploration expenditures. The Company incurred drilling and exploration expenditures of over \$1,810,000 for the 12 months ended December 31, 2021, and over \$5,020,000 for the 12 months ended December 31, 2022 with the majority of these expenditures that apply towards this licence, which far exceeds the acceptable expenditure requirement for work in year 4 (calendar year 2021/2022).

FINANCING ACTIVITIES

On April 6, 2022, 400,000 share purchase warrants originally issued on December 18, 2020, were exercised at a price of \$0.75 per common share of the Company for gross proceeds of \$300,000.

On April 18, 2022, 50,000 share purchase warrants originally issued on November 30, 2021, were exercised at a price of \$0.75 per common share of the Company for gross proceeds of \$37,500.

On April 18, 2022, 200,000 share purchase warrants originally issued on November 30, 2021, were exercised at a price of \$0.60 per common share of the Company for gross proceeds of \$120,000.

On April 19, 2022, 125,000 share purchase warrants originally issued on November 30, 2021, were exercised at a price of \$0.75 per common share of the Company for gross proceeds of \$93,750.

On April 20, 2022, 45,000 share purchase warrants originally issued on November 30, 2021, were exercised at a price of \$0.75 per common share of the Company for gross proceeds of \$33,750.

On April 26, 2022, 45,000 share purchase warrants originally issued on November 30, 2021, were exercised at a price of \$0.75 per common share of the Company for gross proceeds of \$33,750.

On April 27, 2022, 75,000 share purchase warrants originally issued on November 30, 2021, were exercised at a price of \$0.75 per common share of the Company for gross proceeds of \$56,250.

On April 29, 2022, 20,000 share purchase warrants originally issued on November 30, 2021, were exercised at a price of \$0.75 per common share of the Company for gross proceeds of \$15,000.

On May 2, 2022, 75,000 share purchase warrants originally issued on November 30, 2021, were exercised at a price of \$0.75 per common share of the Company for gross proceeds of \$56,250.

On May 3, 2022, 40,000 share purchase warrants originally issued on November 30, 2021, were exercised at a price of \$0.75 per common share of the Company for gross proceeds of \$30,000.

On May 9, 2022, 37,500 share purchase warrants originally issued on November 30, 2021, were exercised at a price of \$0.60 per common share of the Company for gross proceeds of \$22,500.

On May 10, 2022, 15,000 share purchase warrants originally issued on November 30, 2021, were exercised at a price of \$0.75 per common share of the Company for gross proceeds of \$11,250.

On June 21, 2022, 50,000 share purchase warrants originally issued on November 30, 2021, were exercised at a price of \$0.75 per common share of the Company for gross proceeds of \$37,500.

On June 23, 2022, the Company issued 1,500,000 common shares at a deemed price of \$1.00 per common for a buydown of the 1.5% Net Smelter Royalty ("NSR") to reduce the 2% NSR of its York Harbour down to a 0.5% NSR.

YORK HARBOUR METALS INC.
(Formerly Phoenix Gold Resources Corp.)
Management's Discussion and Analysis
For the Three and Six Months Ended July 31, 2023
Date: September 28, 2023

On June 29, 2022, the Company issued:

- a. 2,625,600 units of the Company ("Units") at a price of \$1 per unit for gross proceeds of \$2,625,600. Each Unit is comprised of one common share and one-half common share purchase warrants of the Company;
- b. 4,987,228 Flow-through units of the Company (the "FT Units") at a price of \$1.20 per FT unit for gross proceeds of \$5,984,674. Each FT Unit is comprised of one common share that qualifies as "flow-through shares" within the meaning of subsection 66(15) of the Income Tax Act (Canada) (the "Tax Act") and one-half common share purchase warrants of the Company;
- c. 1,900,000 Flow-through units of the Company sold to charitable purchasers (the "Charity FT Units") at a price of \$1.50 per Charity FT Unit for gross proceeds of \$2,850,000. Each Charity FT Unit is comprised of one common share that qualifies as "flow-through shares" within the meaning of subsection 66(15) of the Tax Act that will be issued as part of a charity arrangement and one-half common share purchase warrants of the Company.

The Company incurred \$703,877 in cash and issued 586,770 compensation warrants to the agent and brokers related to above financing. Each compensation warrant is exercisable at a price of \$1 per Unit for a period of 24 months from the closing. Each whole common share purchase warrant is exercisable at a price of \$1.50 per share for the 24 months from the date of issuance.

On November 3, 2022, the Company issued 2,417,003 RSUs to its directors, officers, and consultants. These RSUs were originally granted on November 3, 2021 and all 2,417,003 RSUs were fully vested at the time of the issuance.

On December 18, 2022, 2,050,000 share purchase warrants originally issued on December 18, 2020 were expired.

On March 17, 2023, the Company extended the expiry date of 2,500,000 outstanding share purchase warrants exercisable at \$0.60 per common share from March 31, 2023 to April 1, 2024.

On June 28, 2023, 100 share purchase warrants originally issued on November 30, 2021, were exercised at a price of \$1 per common share of the Company for gross proceeds of \$100.

On September 6, 2023, 3,000,000 stock options originally issued on September 7, 2021 were expired.

On September 14, 2023, pursuant to the terms of the spinout transaction, the Company's shareholders received 0.2 of a common share of Spinco and one new common share of the Company in exchange for every existing common share of the Company held.

YORK HARBOUR METALS INC.

(Formerly Phoenix Gold Resources Corp.)

Management's Discussion and Analysis

For the Three and Six Months Ended July 31, 2023

Date: September 28, 2023

RELATED PARTY BALANCES AND TRANSACTIONS

The Company considers its Board of Directors and certain consultants which, by virtue of the contracts in place and the functions performed, to be key management. Compensation awarded to key management is listed below:

	Six months ended July 31, 2023	Six months ended July 31, 2022
Management fees expensed	\$ 312,500	\$ 207,500
Management fees capitalized	75,000	69,925
Total	\$ 387,500	\$ 276,925

For the six months ended July 31, 2023, the Company paid or accrued management fees of \$60,000 (2022 – \$52,000) to a company controlled by an officer of the Company, management fees of \$60,000 (2022 – \$90,000) to a company controlled by an officer and director of the Company, management fees of \$80,000 (2022 – \$65,000) to a company controlled by an officer and director of the Company, management fees of \$37,500 (2022 – \$nil) to a company controlled by a director of the Company, \$75,000 (2022 – \$nil) to a company controlled by an officer and director of the Company, and exploration related management fees of \$75,000 (2022 – \$69,925) to a company controlled by an officer and director of the Company.

Accounts payable and accrued liabilities consists of \$70,892 (January 31, 2023 – \$43,760) owing to a company controlled by an officer and director of the Company, \$14,661 (January 31, 2023 – \$19,272) owing to a company controlled by an officer and director of the Company, and \$7,945 (January 31, 2023 – \$2,726) owing to a company controlled by an officer and director of the Company.

These transactions are in the normal course of operations and at the exchange amount agreed to by the related parties.

FINANCIAL INSTRUMENTS

As at July 31, 2023, the Company's financial instruments consist of cash, other receivables, prepaid expenses, refundable deposit, accounts payable and accrued liabilities. These financial instruments are classified as other financial liabilities and are carried at amortized cost. The fair values of these financial instruments approximate their carrying values due to the short-term nature of these instruments.

The Company's risk management policies are established to identify and analyze the risks faced by the Company, to set appropriate risk limits and controls, and to monitor risks and adherence to market conditions and the Company's activities. The Company has exposure to credit risk, liquidity risk and market risk as a result of its use of financial instruments.

Refer to Note 12 within the condensed interim consolidated financial statements for the six months ended July 31, 2023 and 2022 regarding information about the Company's exposure to each of the above risks and the Company's objectives, policies and processes for measuring and managing these risks.

CRITICAL ACCOUNTING POLICIES AND ESTIMATES

The Company's critical accounting estimates are defined as those estimates that have a significant impact on the portrayal of its financial position and operations and that require management to make judgements, assumptions and estimates in the application of IFRS. Judgments, assumptions and estimates are based on historical experience and other factors that management believes to be reasonable under current conditions. As events occur and additional information is obtained, these judgements, assumptions and estimates may be subject to change. The Company's significant accounting policies can be found in Note 3 of the Company's condensed interim consolidated financial statements. The following critical accounting estimates were used in the preparation of its consolidated financial statements.

Use of estimates

The preparation of financial statements in conformity with IFRS requires management to make judgements, estimates and assumptions that affect the application of the accounting policies to financial information presented. Actual results may differ from the estimates, assumptions and judgements made. Estimates and underlying assumptions are reviewed on an ongoing basis. Changes made to estimates are reflected in the period the changes are made.

Significant areas requiring the use of estimates and assumptions include accounts payable and accrued liabilities, valuation of share-based payment reserves, warrant reserves, valuation of short-term investments, valuation of mineral rights, and recoverability of deferred tax assets. By their nature, these estimates and assumptions are subject to measurement uncertainty, and the impact of changes in estimates in the financial statements of future period could be material. These assumptions are reviewed periodically and, as adjustments become necessary, they are reported in earnings (loss) in the periods in which they become known.

Intangible assets: mineral rights

Under IFRS, the Company defers all cost relating to the acquisition and exploration of its mineral properties after the legal right to explore a property has been obtained, but before technical feasibility and commercial viability of the property has been established. Any revenues received from such properties are credited against the costs of the property. When commercial production commences on any of the Company's properties, any previously capitalized costs would be charged to operations using unit-of-production method. The Company reviews the carrying value of its mineral properties for recoverability when events or changes in circumstances indicate that the properties may be impaired. If such a condition exists and the carrying value of a property exceeds the estimated net recoverable amount, provision is made for the impairment in value.

The existence of uncertainties during the exploration stage and the lack of definitive empirical evidence with respect to the feasibility of successful commercial development of any exploration property does create measurement uncertainty concerning the estimate of the amount of impairment to the value of any mineral property. The Company relies on its own or independent estimates of further geological prospects of a particular property and also considers the likely proceeds from a sale or assignment of the rights before determining whether or not impairment in value has occurred.

For the purpose of impairment testing, assets are grouped together into the smallest group of assets that generates cash inflows from continuing use that are largely independent of the cash inflows of other assets or groups of assets (the "cash-generating unit" or "CGU"). The allocation of the Company's assets into CGUs requires judgement. A CGU recoverable amount is the higher of fair value less costs to sell and value in use. In assessing value in use, the estimated future cash flows are discounted to their present

YORK HARBOUR METALS INC.

(Formerly Phoenix Gold Resources Corp.)

Management's Discussion and Analysis

For the Three and Six Months Ended July 31, 2023

Date: September 28, 2023

value, using a pre-tax discount rate that reflects current market assessments of the time value of money and the risks specific to the asset for which estimates of future cash flows have not been adjusted. If the recoverable amount of an asset or CGU is estimated to be less than its carrying amount, the carrying amount is reduced to the recoverable amount. Impairment is recognized immediately in profit or loss. Where an impairment subsequently reverses, the carrying amount is increased to the revised estimate of recoverable amount but only to the extent that this does not exceed the carrying value that would have been determined if no impairment had previously been recognized.

Share-based payment

The Company uses the fair value method, utilizing the Black-Scholes pricing model, for valuing stock options granted to directors, officers, and consultants. The estimated fair value is recognized over the applicable vesting period as stock-based compensation expense and an increase to share-based payment reserve. Any consideration paid by employees on the exercise of stock options or purchase of stock is credited to share capital plus the amounts originally recorded as share-based payment reserve. The fair value of options is estimated using the Black-Scholes pricing model based on estimates and assumptions for expected life of the options, expected volatility, risk-free interest rate and dividend yield. By their nature, these estimates are subject to measurement uncertainty and the effect on the financial statements of changes in such estimates could be material in future periods.

Warrants reserve

The Company uses the fair value method, utilizing the Black-Scholes pricing model, for valuing warrants. The fair value of warrants is estimated using the Black-Scholes pricing model based on estimates and assumptions for expected life of the warrants, expected volatility, risk-free interest rate and dividend yield. By their nature, these estimates are subject to measurement uncertainty and the effect on the financial statements of changes in such estimates could be material in future periods.

Fair value of equity settled transaction

IFRS 2 recommends that an entity shall measure any equity-settled share-based payment transactions directly at the fair value of the goods or services received. The Company issued warrants and options as part of the private placements and compensation payments to agents and brokers. The Company determined that the fair value of services received is not reliably measurable because the warrants attached to these transactions are not from the result of any services purchased by the Company. Also, fair values of services from agents and brokers are not reliably determinable because there is no similar open market for the services they provide, and the compensation is not based on a fixed market rate, but rather subject to negotiation by management. Lastly, it is common for exploration stage companies to provide share-based compensation as part of its equity and debt transactions in addition to a cash component. As such, management determined that the fair value of warrants rather than the fair value of services received should be used to determine the fair value of share-based transactions.

Income tax

The future income tax provision is based on the liability method. Future income taxes arise from the recognition of the tax consequences of temporary differences by applying enacted or substantively enacted tax rates applicable to future years of differences between the financial statement carrying amounts and the tax bases of certain assets and liabilities. The Company records a valuation allowance against any portion of those future income tax assets to the extent that it is more than likely that future income tax assets will not be realized. As a result, future earnings are subject to significant management judgement.

Standards issued but not yet effective

The standards and interpretations that are issued, but not yet effective, up to the date of authorization of these consolidated financial statements are disclosed below. Management anticipates that all of the pronouncements will be adopted in the Group's accounting policy for the first period beginning after the effective date of the pronouncement. Information on new standards, amendments and interpretations that are expected to be relevant to the Group's financial statements is provided below. Certain other new standards and interpretations have been issued but are not expected to have a material impact on the Company's consolidated financial statements.

IAS 1, Presentation of Financial Statements ("IAS 1") – Classification of Liabilities as Current or Non-current

In January 2020, the IASB issued amendments to IAS 1. The amendments aim to promote consistency in applying the requirements by helping companies determine whether, in the consolidated statements of financial position, debt and other liabilities with an uncertain settlement date should be classified as current (due or potentially due to be settled within one year) or non-current. The amendments include clarifying the classification requirements for debt a company might settle by converting it into equity. The amendments are effective for annual reporting periods beginning on or after January 1, 2024, with earlier application permitted. The Company is still assessing the impact of adopting these amendments on its consolidated financial statements.

Amendments to IAS 1 and IFRS Practice Statement 2

In February 2021, the IASB issued amendments to IAS 1 and IFRS Practice Statement 2, Making materiality judgements, in which it provides guidance and examples to help entities apply materiality judgements to accounting policy disclosures. The amendments aim to help entities provide accounting policies disclosures that are more useful by replacing the requirement for entities to disclose "significant" accounting policies with a requirement to disclose their "material" accounting policies and adding guidance on how entities apply the concept of materiality in making decisions about accounting disclosures. The amendments to IAS 1 are applicable for annual periods beginning on or after January 1, 2023 with earlier application permitted. Since the amendments to IFRS Practice Statement 2 provide non-mandatory guidance on the application of the definition of material to accounting policy information, an effective date for these amendments is not necessary. The amendments are not expected to have a material impact on the Company's consolidated financial statements.

IAS 8, Accounting Policies, Change in Accounting Estimates and Errors ("IAS 8") – Definition of Accounting Estimates

In February 2021, the IASB issued amendments to IAS 8. The amendment will require the disclosure of material accounting policy information rather than disclosing significant accounting policies and clarifies how to distinguish changes in accounting policies from changes in accounting estimates. Under the new definition, accounting estimates are "monetary amounts in financial statements that are subject to measurement uncertainty". The amendment provides clarification to help entities to distinguish between accounting policies and accounting estimates. The amendments are effective for annual periods beginning on or after January 1, 2023. The Company has determined that adoption of these amendments has no significant effect on the Company's consolidated financial statements.

IAS 12, Income Taxes ("IAS 12") – Deferred Tax related to Assets and Liabilities Arising from a Single Transaction

In May 2021, the IASB issued amendments to IAS 12. The amendment narrows the scope of the initial recognition exemption so that it does not apply to transactions that give rise to equal taxable and deductible temporary differences. As a result, companies will need to recognize a deferred tax asset and

YORK HARBOUR METALS INC.

(Formerly Phoenix Gold Resources Corp.)

Management's Discussion and Analysis

For the Three and Six Months Ended July 31, 2023

Date: September 28, 2023

deferred tax liability for temporary differences arising on initial recognition of transactions such as leases and decommissioning obligations. The amendments are effective for annual reporting periods beginning on or after January 1, 2023 and are to be applied retrospectively. The Company has determined that adoption of these amendments has no significant effect on the Company's consolidated financial statements.

RISKS AND UNCERTAINTIES

The Company's securities should be considered a highly speculative investment and investors should carefully consider all of the information disclosed in the Company's Canadian regulatory filings prior to making an investment in the Company.

General

Resource exploration and development is a speculative business, characterized by a number of significant risks including, among other things, unprofitable efforts resulting not only from the failure to discover mineral deposits but also from finding mineral deposits, which, though present, are insufficient in quantity and/or quality to return a profit from production.

The Company is in the resource sector and as such is exposed to a number of risks and uncertainties that are not uncommon to other companies in the same industry. Some of the current risks include the following:

- (a) The Company has no history of earnings and will not generate earnings until production commences;
- (b) Any future equity financings by the Company for the purposes of raising additional capital may result in substantial dilution to the holdings of existing shareholders;
- (c) There can be no assurance that an active and liquid market for the Company's shares will develop and investors may find it difficult to resell their shares; and
- (d) The directors and officers of the Company will devote a portion of their time to the business and affairs of the Company and some of them are or will be engaged in other projects or businesses, and as such, conflicts of interest may arise from time to time.

The Company's business is subject to exploration and development risks

The Company's mineral properties are in the exploration stage and no known reserves have been discovered on such properties. At this stage, favourable results, estimates and studies are subject to a number of risks, including, but not limited to:

- the limited amount of drilling and testing completed to date;
- the preliminary nature of any operating and capital cost estimates;
- the difficulties inherent in scaling up operations and achieving expected metallurgical recoveries;
- the likelihood of cost estimates increasing in the future; and
- the possibility of difficulties procuring needed supplies of electrical power and water.

YORK HARBOUR METALS INC.

(Formerly Phoenix Gold Resources Corp.)

Management's Discussion and Analysis

For the Three and Six Months Ended July 31, 2023

Date: September 28, 2023

There is no certainty that the expenditures to be made by the Company in the exploration of its mineral properties described herein will result in discoveries of mineral resources in commercial quantities or that any of its mineral properties will be developed. Most exploration projects do not result in the discovery of mineral resources and no assurance can be given that any particular level of recovery of mineral resources will in fact be realized or that any identified resource will ever qualify as a commercially mineable (or viable) resource which can be legally and economically exploited. Estimates of reserves, mineral deposits and production costs can also be affected by such factors as environmental permit regulations and requirements, weather, environmental factors, unforeseen technical difficulties, unusual or unexpected geological formations and work interruptions. In addition, the grade of mineral resource ultimately discovered may differ from that indicated by drilling results. There can be no assurance that mineral resource recovered in small-scale tests will be duplicated in large-scale tests under on-site conditions or in production scale.

Mineral exploration and development involves a high degree of risk and few properties that are explored are ultimately developed into producing mines. The long-term profitability of the Company's operations will be related to the cost and success of its exploration programs, which may be affected by a number of factors beyond the Company's control.

Mineral exploration involves many risks, which even a combination of experience, knowledge and careful evaluation may not be able to overcome. Operations in which the Company has a direct or indirect interest will be subject to all the hazards and risks normally incidental to exploration, development and production of mineral resources, any of which could result in work stoppages, damage to property, and possible environmental damage.

Hazards such as unusual or unexpected formations and other conditions such as fire, power outages, labour disruptions, flooding, cave-ins, landslides and the inability to obtain suitable machinery, equipment or labour are involved in mineral exploration, development and operation. The Company may become subject to liability for pollution, cave-ins or hazards against which it cannot insure or against which it may elect not to insure. The payment of such liabilities may have a material, adverse effect on the Company's financial position.

The Company will continue to rely upon consultants and others for exploration and development expertise. Although substantial benefits may be derived from the discovery of a major mineralized deposit, no assurance can be given that minerals will be discovered in sufficient quantities to justify commercial operations or that funds required for development can be obtained on a timely basis. The economics of developing mineral properties is affected by many factors including the costs of operations, fluctuations in markets, allowable production, importing and exporting of minerals and environmental protection.

Political Risk

The Company's Phoenix Gold Properties are located in Nevada, USA; York Harbour Property and Bottom Brook Property are located in Newfoundland, Canada, and the Company will be subject to changes in political conditions and regulations in those countries. The Company's activities are subject to extensive laws and regulations governing worker health and safety, employment standards, waste disposal, protection of historic and archaeological sites, mine development, protection of endangered and protected species and other matters.

Regulators in the USA and Canada have broad authority to shut down and/or levy fines against facilities that do not comply with regulations or standards. The Company's mineral exploration and mining

YORK HARBOUR METALS INC.

(Formerly Phoenix Gold Resources Corp.)

Management's Discussion and Analysis

For the Three and Six Months Ended July 31, 2023

Date: September 28, 2023

activities in the USA and Canada may be adversely affected in varying degrees by changing government regulations relating to the mining industry or shifts in political conditions that increase the costs related to the Company's activities or maintaining its licenses. Operations may also be affected in varying degrees by government regulations with respect to restrictions on production, price controls, export controls, income taxes, and expropriation of property, environmental legislation and mine safety.

A number of other approvals, licenses and permits may be required for various aspects of mine development. While the Company will use its best efforts to ensure title to the licenses and access to surface rights continue into the future, these titles or rights may be disputed, which could result in costly litigation or disruption of operations. The Company is uncertain if all necessary permits will be maintained on acceptable terms or in a timely manner. Future changes in applicable laws and regulation or changes in their enforcement or regulatory interpretation could negatively impact current or planned exploration and development activities on the Company's mineral properties. Any failure to comply with applicable laws and regulations or failure to obtain or maintain permits, even if inadvertent, could result in the interruption of exploration and development operations or material fines, penalties or other liabilities.

Financing Risks

Although the Company was able to obtain adequate financing in the past, there is no assurance that the Company will continue to obtain adequate financing in the future or that the terms of such financing will be favourable. Failure to obtain such additional financing could result in delay or indefinite postponement of further exploration and development of its projects with the possible loss of such properties.

Fluctuating Price and Currency

The Company raises its equity primarily in Canadian dollars and will conduct its principal business and operation activities in and proposes to maintain certain accounts in Canadian dollars and United States dollars ("US dollars"). The Company's operations in the USA make it subject to foreign currency fluctuation and such fluctuations may adversely affect the Company's financial position and operating results.

Foreign Countries and Regulatory Requirements

Even if the Company's mineral properties are proven to host economic reserves of copper/zinc/silver/rare earth elements and/or other mineral resources, factors such as governmental expropriation or regulation may prevent or restrict mining of any such deposits or repatriation of profits. Any changes in regulations or shifts in political conditions in the USA and Canada are beyond the control of the Company and may adversely affect its business. Operations may be affected in varying degrees by government regulations with respect to restrictions on production, price controls, export controls, income taxes, expropriation of property, environmental legislation and mine safety.

Uninsurable Risk

In the course of exploration, development and production of mineral properties, certain risks, and in particular, unexpected or unusual geological operating conditions including rock bursts, cave-ins, fires, flooding and earthquakes may occur. It is not always possible to fully insure against such risks and the Company may decide not to take out insurance against such risks as a result of high premiums or other reasons. Should such liabilities arise, they could reduce or eliminate any future profitability and result in increasing costs and a decline in the value of the securities of the Company.

No Assurance of Surface Rights

The Company has represented that it has mineral property interests in the Phoenix Gold Properties, York Harbour Property, and Bottom Brook Property. However, it remains possible that surface rights corresponding to the mineral properties may be subject to prior other rights or may be affected by undetected defects.

Permits and Licenses

The operations of the Company may require licenses and permits from various governmental authorities. There can be no assurance that such licenses and permits as may be required to carry out exploration, development and mining operations at its projects will be granted.

Competition

The mineral industry is intensely competitive in all its phases. The Company competes with many companies processing greater financial resources and technical facilities than itself for the acquisition of mineral concessions, claims, leases and other mineral interests as well as for the recruitment and retention of qualified employees and service providers. Factors beyond the control of the Company may affect the marketability of mineral substances discovered. These factors include market fluctuations, the proximity and capacity of natural resource markets and processing equipment, government regulations, including regulations relating to prices, taxes, royalties, land tenure, land use, importing and exporting of minerals and environmental protection. The exact effect of these factors cannot be accurately predicted, but the combination of these factors may result in the Company not receiving an adequate return on invested capital or losing its investment capital.

Environmental Risk

The Company's operations may be subject to environmental regulations promulgated by government agencies from time to time. Environmental legislation provides for restrictions and prohibitions on spills, releases or emissions of various substances produced in association with certain mining industry operations, such as seepage from tailings disposal areas, which could result in environmental pollution. A breach of such legislation may result in imposition of fines and penalties. In addition, certain types of operations require the submission and approval of environmental impact assessments. Environmental legislation is evolving in a manner which will require stricter standards and enforcement, increased fines and penalties for noncompliance, more stringent environmental assessments of proposed projects and a heightened degree of responsibility for companies and their officers, directors, consultants and employees. The cost of compliance with changes in governmental regulations has a potential to reduce the profitability of operations. There is no assurance that future changes in environmental regulation, if any, will not adversely affect the Company's operations. In addition, environmental risks may exist on properties in which the Company holds interests which are unknown at present and which have been caused by previous or existing owners or operators. Furthermore, future compliance with environmental reclamation, closure and other requirements may involve significant costs and other liabilities. The Company intends to fully comply with all environmental regulations.

Forward-looking statements address future events and conditions and therefore involve inherent risks and uncertainties. Actual results may differ materially from those currently anticipated in such statements.

DISCLOSURE ON INTERNAL CONTROLS

Management has established processes to provide them sufficient knowledge to support representations that they have exercised reasonable diligence that (i) the consolidated financial statements do not contain any untrue statement of material fact or omit to state a material fact required to be stated or that is necessary to make a statement not misleading in light of the circumstances under which it is made, as of the date of and for the periods presented by the consolidated financial statements; and (ii) the consolidated financial statements fairly present in all material respects the financial condition, results of operations and cash flows of the Company, as of the date of and for the periods presented.

In contrast to the certificate required for non-venture issuers under National Instrument 52-109 Certification of Disclosure in Issuers' Annual and Interim Filings (NI 52-109), this Venture Issuer Basic Certificate does not include representations relating to the establishment and maintenance of disclosure controls and procedures (DC&P) and internal control over financial reporting (ICFR), as defined in NI 52-109. In particular, the certifying officers filing this certificate are not making any representations relating to the establishment and maintenance of:

- i) controls and other procedures designed to provide reasonable assurance that information required to be disclosed by the issuer in its annual filings, interim filings or other reports filed or submitted under securities legislation is recorded, processed, summarized and reported within the time periods specified in securities legislation; and
- ii) a process to provide reasonable assurance regarding the reliability of financial reporting and the preparation of financial statements for external purposes in accordance with the issuer's accounting policies.

The issuer's certifying officers are responsible for ensuring that processes are in place to provide them with sufficient knowledge to support the representations they are making in this certificate. Investors should be aware that inherent limitations on the ability of certifying officers of a venture issuer to design and implement on a cost effective basis DC&P and ICFR as defined in NI 52-109 may result in additional risks to the quality, reliability, transparency and timeliness of interim and annual filings and other reports provided under securities legislation.

OUTSTANDING SHARE DATA

The Company has an unlimited number of common shares authorized for issuance without par value. As at July 31, 2023 and the date of this report, there were 68,529,047 common shares issued and outstanding; 12,312,584 common share purchase warrants (exercise price ranging from \$0.40 to \$1.50) issued and outstanding; and 3,000,000 stock options (exercise price of \$0.55) and nil stock options issued and outstanding, respectively.

CAUTION REGARDING FORWARD-LOOKING INFORMATION

Certain statements in this MD&A, particularly statements regarding future economic performance and finances, plans, expectations and objectives of management, may constitute "forward-looking" statements which reflect our current views with respect to future events and financial performance. When used in this MD&A, such forward-looking statements use words such as "may", "will", "expect", "believe", "anticipate", "plan", "intend", "estimate", "project", "continue" and other similar terminology of a forward-looking nature or negatives of those terms. These forward-looking statements are based on certain assumptions by management, certain of which are set out herein. The forward-looking statements appearing in this MD&A reflect current expectations regarding future events and operating performance and speak only as of the date of this MD&A.

Although management believes that the expectations reflected in such forward-looking statements are reasonable, all forward-looking statements address matters that involve known and unknown risks, uncertainties and other factors and should not be read as guarantees of future performance or results. Accordingly, there are or will be a number of significant factors which could cause our actual results, performance or achievements expressed or implied by such forward-looking statements. Factors that could cause actual future results, performance or achievements to differ materially include, but are not limited to, all hazards and risks normally incidental to exploration, development and production of mineral resources, political instability and changes to existing government regulations including environmental regulations, ability to obtain adequate financing in future, the impact of global financial crisis, foreign currency fluctuations, ability to identify and integrate future acquisitions, reliance on key personnel and competition with other mineral industry companies for mineral concessions, claims, leases, and other mineral interests as well as for the recruitment and retention of qualified employees and service providers.

All statements, other than of historical fact, included herein are forward-looking statements that involve various risks and uncertainties. There can be no assurance that such statements will prove to be accurate, and actual results and future events could differ materially from those anticipated in such statements. There are no assurances that the Company can fulfill such Forward-Looking Statements and the Company undertakes no obligation to update such statements.

Additional information on the Company can be found on SEDAR at www.sedar.com.